



2020 Scotia Series

In Partnership
With



Rulebook & Competition Guidelines

Updated March 2020

Table of Contents

Overview, General Information and Districts	Page 2
Competition Rules and Regulations	Page 3
Guidelines for Competition Committees.....	Page 5
Date Approval Process.....	Page 7
Competition Approval Requirements.....	Page 8
Recognized Classes/Divisions/Restricted Divisions.....	Page 10
Award/Points Qualifying Rules	Page 12
Awards Standards/Restrictions	Page 13
Tack and Attire	Page 18

Class Descriptions

Western Performance Division	Page 20
Western Speed Division.....	Page 28
Showmanship Class	Page 30
English Flat Division.....	Page 31
Hunter Division	Page 33
Hunt Seat Equitation Over Fences.....	Page 35
Jumper Division	Page 35
Dressage Division	Page 36
Pleasure Driving Division	Page 39
Maritime Bred Award	Page 41

Appendix

Scotia Series Date Approval Application.....	Page 42
Scotia Series Application Form	Page 43
Scotia Series Certificate of Insurance.....	Page 44
Scotia Series Remittance Form	Page 45
Scotia Series Helmet Waiver for Adult Athletes	Page 46
Scotia Series Results Template	Page 47
Junior Sportsmanship Award Nomination Form	Page 48

Sample Forms

Acknowledgement of Risk and Release of Liability	Page 49
Emergency Procedure & Action Plan	Page 51
Accident Report Form	Page 54
Judge Contract	Page 56
Prize List	Page 57

Contact Information

Nova Scotia Equestrian Federation
5516 Spring Garden Road, 4th Floor
Halifax, NS B3J 1G6

www.horsenovascotia.ca

Phone: 902-425-5450 Fax: 902-425-5606

Sheila Currie, ext. 337 nsefprograms@sportnovascotia.ca

Meredith Murray, ext 342 nsefservices@sportnovascotia.ca

In Partnership with Capri CMW, The Nova Scotia Equestrian Federation is pleased to present SCOTIA SERIES as an introductory level of competitions developed and administered by the NSEF to:

- Provide a standardized format of competition rules and regulations.
- Provide leadership to Competition Organizers on the management of equestrian events.
- Provide an award system to recognize the emerging equestrian, through talent ID and an involvement with Long Term Equestrian Development (LTED) programs.
- To promote participation in the NCCP – NSEF Coaching programs.
- To educate and promote sport policies such as an introduction to fair play, clean sport programs and ethics in sport.
- To provide a platform to development NSEF Competition Officials.
- To promote the welfare of the horse.

SCOTIA SERIES OVERVIEW

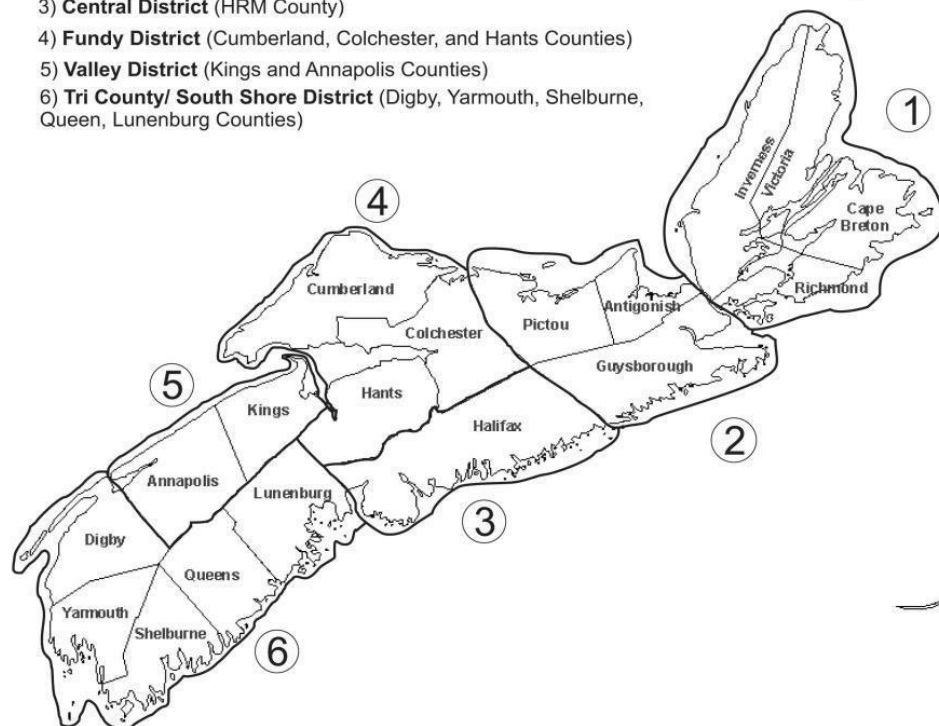
- The NSEF Scotia Series is a provincial circuit
- Athletes must be NSEF Members to be eligible for Scotia Series Annual Awards.
- Athletes from Nova Scotia competing in the Scotia Series live in one of the six Nova Scotian Districts (see map).
- Annual awards are presented at the NSEF Awards Reception. The Sportsmanship Award for the junior athlete is awarded by nomination.
- References to Athlete(s) throughout this handbook refer to the human athlete (competitor, driver, or handler).

GENERAL INFORMATION

Athlete: Relates to the human competitor, driver or handler P/TSO: Provincial/Territorial Sport Organization
 Competitor: Athlete, Competitor, Driver or Handler LTED: Long Term Equestrian Development
 NGS: Members Not in Good Standing NSEF: Nova Scotia Equestrian Federation
 PR: Person Responsible

NOVA SCOTIA DISTRICT

- 1) **Cape Breton District** (Victoria, Inverness, and Cape Breton Counties)
- 2) **Highland District** (Pictou, Antigonish and Guysborough Counties)
- 3) **Central District** (HRM County)
- 4) **Fundy District** (Cumberland, Colchester, and Hants Counties)
- 5) **Valley District** (Kings and Annapolis Counties)
- 6) **Tri County/ South Shore District** (Digby, Yarmouth, Shelburne, Queen, Lunenburg Counties)



2020 Summary of Updates

The following areas in the rulebooks have been updated:

- Para Athlete Information (Page 4)
- Date Approval Process (Page 7)
- Officials & Conflict of Interest (Page 8)
- Driving Division (page 10)
- Dressage Classes (Page 10)
- Equitation over Fences (Page 10)
- Tack and Attire (page 18)

SCOTIA SERIES COMPETITION RULES and REGULATIONS

In addition to the competition organizing committee's requirements, there are also NSEF requirements specific to Scotia Series:

1. Membership

- a. Current NSEF membership is required to compete and qualify for Annual awards.
- b. Non-NS residents require an out of province P/TSO membership to be eligible to compete.
- c. NSEF memberships can be verified online or members must provide proof of membership. Out of Province members must provide proof of membership.

2. Age Categories: where age is indicated the age is defined as of January 1st, 2020.

3. Person Responsible:

The person who signs the entry form is the person responsible for the welfare of the horse and for the actions of the support team of that entry.

Junior competitors must have their entry form signed by the parent or legal guardian deemed responsible for said junior.

4. Competitor Conduct: any act of discourtesy or disobedience by an owner, groom, athlete, coach, or family member to an official, COC member, other spectators or competitors while at the competition, will disqualify the associated horse and competitor from competition. The COC has the right to remove anyone from the competition without being liable for compensation or damages.

5. Protective Headgear: Although competition management may enforce a stricter helmet policy, all competitions must adhere to the following NSEF Policy on Protective Headwear:

NSEF Helmet Policy: All Competitors must wear ASTM/SEI, or BSI/BS EN, approved protective headgear, with the safety harness correctly secured at all times while mounted or driving at the competition or anywhere on the competition grounds.

Exception - **Competitors 19 years old as of January 1st, 2020 competing in the *Western Performance Division* without an approved safety helmet must submit a signed Scotia Series Helmet Waiver to the competition organizer.**

6. Ring Numbers - issued by the competition office and must be worn at all times. This includes the competition arena and the schooling/warm up area. If at any time a horse is being handled by an individual, other than the competitor, the handler must be in possession of the ring number.

7. Lunging of horses is permitted in a specified designated area only. Lunging is not permitted in any areas that horses are being ridden or driven. In any class or event requiring equipment, athletes **MUST NOT** use the competition's equipment for practicing before the class or event begins, on penalty of disqualification. Participants may only use obstacles provided by the competition committee in the warm up ring.

8. Mannerly stallions may be shown by SENIOR COMPETITORS ONLY.

9. Falls

- a. An athlete is considered to have fallen when, either voluntarily or involuntarily, separation from the unfallen horse occurs in such a way that said athlete touches the ground or finds it necessary to seek support or assistance to regain a seated position.
- b. An athlete has fallen when vaulting or remounting to regain sitting astride the horse is required.
- c. A horse is considered to have fallen when at the same time both its shoulder and quarters have touched either the ground or the obstacle and the ground.

10. Safety (in addition to discipline specific rules stated throughout this document)

- a. Competitors are responsible to know the method of reversing used during group classes.

The competition committee shall indicate the method of reversing during group classes, whether it is to the inside or toward the wall. i.e. A proper competition ring reverse for most English Classes is to leave the track on a diagonal in the current direction and then half circle to the track in the new direction. The standard Western ring reverse is to turn to the inside of the ring.

- b. Appropriate apparel and footwear must be worn in the competition ring and warm up areas.

11. Para-Athletes: Scotia Series competitions and officials should make every effort to accommodate competitors with a physical and/or visual impairment. Para-athletes may compete in para classes or able bodied classes with their compensating aids (where applicable). Compensating aids are used by athletes to compensate for the physical or sensory limitation resulting from their impairment, thereby enabling them to ride a horse. The well-being of the horse and athlete is paramount in considering the use of any compensating aid. It is the responsibility of each competitor and coach to ensure all compensating aids used in competition are listed on the FEI para dressage or driving acceptable compensating aid list or have been documented correctly on their EC Classification Profile or Para-Dressage Dispensation Certificate. The compensating aid list outlines standard aids (<https://inside.fei.org/system/files/Compensating%20Aids%20Photo%20List%20Para%20Driving.pdf> or https://inside.fei.org/system/files/Compensating%20Aids%20Photo%20List%20Para%20Dressage_0.pdf). For Reining and Western Classes the following may apply: Special adaptive equipment may be used where appropriate. Acceptable adaptive equipment includes: audio communications, bareback pads, boot adaptations, dowel reins, hand holds (flexible and/or rigid), approved protective headgear, laces to tie stirrups or leathers to girth or cinch, ladder reins, loop reins, rein handles, rein handle tethers, rubber bands, saddle blocks, wedges, cushions, safety stirrups, seat savers, surcingles, whips (one or two). Western classes - riders must wear properly fitted, securely fastened, approved protective headgear with harness attached. A Western hat may be affixed over the headgear. No equipment is allowed that would in any way affix the rider to the horse or saddle with the exception of light rubber bands. Safety stirrups (covered or other approved safety stirrups) are required if rider is unable to wear boots with a heel.

12. Equine Medication Control - The NSEF endorses Clean Sport for all equine activities. Clean Sport (competing without performance enhancing medications) will ensure fair play in competition while maintaining the welfare of the horse. The Nova Scotia Equestrian Federation reserves the right to introduce drug testing at Scotia Series, with the proviso that due notice will be given.

It is the NSEF's expectation that competitors will ensure their horse's performance is not enhanced by means of prohibited substances.

13. Equine Welfare -The NSEF is dedicated to the humane treatment and welfare of horses. Cruel, abusive or inhumane treatment of a horse at any NSEF Scotia Series event by any competitor, owner, coach, trainer or other person will not be tolerated anywhere on the competition grounds under any circumstances.

A horse may compete in Under Saddle or Driving competitions only after July 1st of its two year old year. Horses entered in all events must be in good condition and must be serviceably sound. Final determination of horse's suitability to continue is ultimately the judge's decision. Unsoundness may be defined as:

- a) Consistently observable at any gait under all circumstances;
 - b) Marked nodding, hitching or shortened stride; or
 - c) Minimal weight-bearing in motion and/or rest and inability to move.
 - d) Any manifestation of pain, inability, disability or deformity in the act of motion is considered unsoundness.
- Any competitor that may in the opinion of officials and/or competition management be considered riding at risk of injury to themselves or their horse will be asked to withdraw from further competition.

The welfare of the horse is paramount in our sport therefore the competition committee reserves the right to ask a horse to retire, either from a class or from the competition, in the event that it appears that it would not be productive for the horse to continue. This may be due to heat, unsoundness, or apparent over facing of the horse. In this event, entry fees for unused classes will be refunded by the office.

As the official partner of the NSEF Scotia Series,

CAPRI CMW

is thrilled to provide NSEF Member Clubs/Associations with **preferred rates** for

LIABILITY AND EVENT INSURANCE

Contact Capri CMW (previously named Intercity Insurance Services Inc.) to discuss the best plan for you!

1-888-394-3330

GUIDELINES FOR COMPETITION COMMITTEES
SAFETY - RISK MANAGEMENT – BIO SECURITY POLICY

Competition organizers must establish policies to address safety and risk management assessments for before, during and after a competition. These policies will support your club's/events potential liability and due diligence concerns. They protect competition organizers, volunteers, competitors, and spectators. The staging of equestrian competitions is an activity that is particularly vulnerable to accidents.

Therefore the Competition Committee has a special responsibility to provide an event that is run as safely as is possible. Competition organizers must:

1. Designate a Safety manager
 - a. It is a requirement that all Horse Competition Committees have a safety sub-committee that has the authority to develop safety policies and procedures for their competition and to enforce those regulations. Have the safety committee develop and the Competition Committee approves the safety guidelines for the event.
 - b. Empower the safety committee to enforce any rules/regulations relating to safety guidelines during the event.
2. Record and report incidents/accidents. It is recommended that you use the enclosed NSEF forms or forms provided by your insurance provider.
3. Institute a "Medical Transport" plan. Provide the civic address to all competitors and have it posted on the competition grounds. Indicate Medical Support contact.
4. Ensure adequate emergency medical attention is available for every event.
5. Consider Biosecurity at the competition. It is recommended that Equine Biosecurity Policy and action plan is established to reduce risk.
6. **SAFETY CHECK LIST**
 - a. Stable Safety, Arena Safety, Spectators-areas/seating/safety, Parking, Fire Precautions/Emergency Measures, Emergency Exits, and Accidents. Numbers for Veterinarians and Farriers suggested.
 - b. **Please Note: An Emergency Response Plan poster is included in this handbook for the competition to complete and post in various locations on the competition grounds.**
 - c. **Signage:** Post all rules and regulations for participants/ spectators to follow. Use signage to alert persons of any dangers. Be sure you have in place, and follow, rules/guidelines for the safety and protection of all youths under the age of 19 years on the premises both as participants and as spectators.
 - d. **Other Policies to consider**
 - i. unruly horses and/or people;
 - ii. Alcohol/drugs-its use while on the premises
 - iii. Smoking -its use in areas such as arenas, stables, etc.;
 - iv. Dog restrictions and policies about Dogs/pets running at large – If dogs are permitted on the competition grounds, it is recommended that dogs are on a leash and are not at ringside.
 - v. children unattended;
 - vi. visitor/spectators in horse areas;
 - vii. safe spectator area
 - viii. Garbage disposal
7. Develop a safety plan for the warm up ring. It is highly recommended that the warm up ring be supervised and traffic be controlled (especially if the warm up area is small) by a knowledgeable person. (i.e. all traffic in the warm up ring travelling in the same direction).
8. Warm Up Ring: Appropriate apparel including footwear and helmet are required in the warm up ring. Only those obstacles provided by the competition committee are permitted in the warm up ring.
9. Develop lunging rules for the competition. It is highly recommended that competitions should have a separate lunging area or designated lunging only time. Restrictions for lunging are outlined in the Scotia Series Rules and Regulations.
10. Ring entrance must be closed. It is highly recommended that the ring entrance be closed while class in progress with a door, gate, or rope barrier. Ring exit area should be kept clear and controlled by a knowledgeable person.
11. Plastic jump cups with plastic pins are required for all over-fences classes. Jump cups must not be left on the standards when the rails are removed. Competitions are encouraged to use breakaway cups on the top rail of a vertical and the back rails of all oxers.

12. As there are often individuals new to competition at Scotia Series competitions, considerations must be given to individuals who do not know “the rules” or “standard practises” as they may not be the same to everyone. Competition committee should indicate the method of reversing during group classes - whether it is to the inside or toward the wall.
13. The number of horses in a rail class must be considered for safety reasons. It is recommended that the number of horses in a rail class be restricted according to ring size and the level of the athlete and horse.
14. Policies for Junior Members must be considered. For risk management and safety purposes, it is highly recommended that Junior aged competitors not be left unattended at any time during the competition. A waiver indicating the legal parent or guardian responsible for junior aged competitors shall be signed and remain in the competition office.

FIRST AID & EMERGENCY MEDICAL HELP

1. Competitions must have an Emergency Action Plan and competition management teams must be aware of the plan. It is highly recommended that a competition post an Emergency Action Plan (EAP) in the competition office visible to all competitors.
2. A competition should have, preferably on hand during the entire event, a person(s) who is trained and knowledgeable in First Aid/Emergency Medical Treatment. Ambulance/MD: If they are not present at the event, know how to reach an ambulance and doctor on short notice. Alert them ahead of your event so they are aware it is being held. Keep the telephone number of both ambulance and doctor readily available on a moment’s notice.
3. Competitions need to have a first aid kit available at all times in their facility on the grounds. The first aid kit needs to be an appropriate size for the full number of people on the grounds (competitors and spectators and volunteers/staff).
4. It is recommended that a tarp/shroud be available in case of injury to horse or competitor to provide privacy for the horse/competitor by shielding them from public view. It is recommended that a tarp/shroud be available for both competition rings and warm up rings.
5. If a person is rendered unconscious, or complaining of back pain, under no circumstances should that person be moved. Wait until qualified medical help is present prior to moving such a person.

NSEF Helmet Policy: All Competitors must wear ASTM/SEI, or BSI/BS EN, approved protective headgear, with the safety harness correctly secured at all times while mounted or driving at the competition or anywhere on the competition grounds. **Exception** - **Competitors 19 years old as of January 1st, 2020 competing in the Western Performance Division without an approved safety helmet must submit a signed Scotia Series Helmet Waiver** to the competition organizer. There will be no exemptions for any other classes/divisions.

***Individual Competitions can enforce stricter safety and helmet rules during their competitions which will take priority above the NSEF Helmet policy.**

Competitions choosing to allow Helmet Waivers are to keep the waivers in a separate file in the competition office. It is highly recommended that the NSEF Helmet Safety brochure be attached to each waiver.

Other Policies

- Competitors **MUST** wear assigned ring numbers at all times DURING THE COMPETITION.
- Competitions failing to comply with the Scotia Series Guidelines will **NOT** be recognized as Scotia Series Competitions. Competitors **may** still receive points, this will be reviewed on a case by case basis.
- Each competition will receive a Scotia Series Competition Certificate to display at the horse competition office.
- Competition Committees should ensure that all equipment used in the competition is in good repair, meets required standards and is accessible prior to the start of the competition. Competition Committees should have available: tape measure, rake, stop watches, etc.
- Competition management is asked to indicate all or any classes that are deemed Scotia Series in the official competition class list.
- NSEF supports a tobacco free environment and has a Tobacco Free Policy for both the health of participants and to help prevent fires near barns/stables.

LEGAL ACTION MAY BE INSTITUTED MANY MONTHS, EVEN beyond TWO YEARS FOLLOWING AN INCIDENT. It is essential to keep all records pertaining to the competition, that they can be accessed should they be needed.

SCOTIA SERIES DATE APPROVAL PROCESS

STAGE 1 – PRE-EXISTING COMPETITION APPLICATIONS

Scotia Series Competitions held in the current calendar year must submit the **Scotia Series Date Approval Application** to the NSEF by **December 1st of the current year** to confirm next year’s date to have priority over new competition dates.

Date Approval Process

1. Same date as the current year will receive immediate approval ;
2. If applying for a different date by December 1st:
 - I. Indicate on the Date Approval Application up to three choices for the new date.
 - II. Applications will be processed in order of receipt.
 - III. The first-choice date will be approved if there is no existing competition on that date.
 - IV. If there is an existing competition on the first-choice date, it will be evaluated using the distance consideration, as follows:
 - Competitions that are more than 100km driving distance* apart will be approved.
 - Competitions 100km or less driving distance apart * will be given approval if no other same discipline-specific competition is held on that date. Some exceptions may apply.
 - V. If the first-choice date is not approved, the second-choice date and third-choice date will be considered using the same process.
 - VI. Competitions that do not receive “new date” approval for one of the three indicated choices will be advised and given an opportunity to choose another date by December 14th.
3. Upon approval, the date will be confirmed and posted on the NSEF Calendar of Events.

STAGE 2 - PRE-EXISTING COMPETITION APPLICATIONS RECEIVED AFTER DECEMBER 1ST & NEW COMPETITION APPLICATIONS

Beginning December 15th, stage 2 applications will be processed in order of receipt.

Date Approval Process

1. First-choice date will be approved if there is no competition on that date.
2. If there is an existing competition on the first-choice date, it will be evaluated using the distance consideration, as follows:
 - i. Competitions that are more than 100km driving distance* apart will be approved.
 - ii. Competitions 100km or less driving distance apart* will be given approval if no other same discipline-specific competition is held on that date. Some exceptions may apply.
3. If the first-choice date is not approved, the second-choice date and third-choice date will be considered using the same process;
4. Competitions that do not receive “new date” approval will be advised. An opportunity to choose another date will be given using the process as above.
5. Upon approval, the date will be confirmed and posted on the NSEF Calendar of Events.

*Distance will be determined via Google Maps using the 100Series Highways as the main route.

ORGANIZER FORM SUBMISSION

Prior to Competition:

Date Approval Form	Existing Scotia Series Competitions - Dec 1st New Scotia Series Competitions – Can be received at any time but will be processed according to the Date Approval Process
Competition Application	Due 4 weeks prior to competition
Final Prize List/Competition Information	Due 4 weeks prior to competition
Certificate of Insurance	Due 4 weeks prior to competition

After the Competition (Required):

Remittance Form with fees	10 days post competition
Results	10 days post competition

After the Competition (If Applicable):

NSEF Memberships Collected	Email/fax the new members’ information within 24 hours to NSEF. Remit fees with Remittance Form.
Sportsmanship Nomination Form	10 days post competition

COMPETITION APPROVAL REQUIREMENTS

PRE-COMPETITION REQUIREMENTS (Due 4 weeks prior to competition)

APPLICATION FOR COMPETITION APPROVAL:

- Application Form
- Copy of Prize List
- Competition License Fees
 - a. Application Fee: Can be paid by cheque, money order, or credit card -\$30.00
 - b. Bond Cheque: This \$200 cheque is kept by the NSEF Office as an assurance for post-competition fees and results submission.
 - The Bond Cheque will be shredded/returned when the NSEF has received post-competition requirements.
 - If the competition would like the bond cheque returned they must indicate when they submit the cheque.
 - Please date as of the competition date.

LIABILITY COVERAGE

- Enclose Proof of event coverage, with a minimum of \$2 million Commercial General Liability insurance coverage (A certificate of insurance is included and is the preferred submission format).
- Nova Scotia Equestrian Federation must be named as an additional insured (full name) on the competition's Certificate of Insurance -to be submitted to NSEF with application form.
- NSEF is pleased to partner with our insurance provider, Capri CMW, to offer competitions a Single- day Event Liability Insurance Program to purchase at a preferred rate. (Application found on the NSEF website – www.horsenovascotia.ca)

OFFICIALS

- Scotia Series Competitions require official approval
- The Officials must be listed on the prize list or competition website.
- In 2020, competitions are encouraged to use Scotia Series recognized officials. In 2021, competitions will need to use Scotia Series recognized officials.
- Approved officials include NSEF Scotia Series Officials, Equestrian Canada Officials (some restrictions apply; please contact NSEF), and Discipline Specific and Breed officials
- Other approvals may be considered for extraordinary circumstances, as determined by NSEF
- Officials are to be aware of and have a working knowledge of the Scotia Series competition rules. Rules can be downloaded from the NSEF website: www.horsenovascotia.ca
- Officials must be a current member of the NSEF (or out of province P/TSO)

Conflict of Interest Guideline

Conflict of interest occurs when there is a potential (actual or perceived) position of control or influence placed on an official, potentially effecting their decision making process in an unfair or unethical manner. Conflict of interest may be perceived or occur regarding business related interactions (sale/purchase of a horse, coaching or training services, etc.) or through familiar relations (close friend, family member, house guest, etc.).

At this point, in the development of the Scotia Series competitions and as a result of the small community of competitors, officials, organizers and professionals we have access to within our province, the enforcement of a strict conflict of interest rule may prove to be a limiting factor to fledgling competitions. The NSEF Competitions committee however, strongly suggests that all organizers, officials and competitors respect the potential for situations leading to conflict of interest and, when and as possible, avoid any and all situations that may lead to actual or perceived conflicts of interest.

Generally, ***judges (revised)*** should not have coached riders or drivers entered in a competition for 30 days leading up to the competition. Officials and competition organisers should not discuss or be involved in agreements related to the sale, purchase or professional training of a horse in or around the competition day. Competition organisers hosting a visiting official should avoid housing this official in the home of an entered competitor.

Competitors who may be effected by positions of conflict of interest and whom remain keen to participate in the competition may consider the option of entering hors concours.

At this point in time, these remain guidelines only for competition organisers, officials and competitors to adhere to. The NSEF Competitions Committee welcomes input from all Scotia Series stakeholders to revisit the evolution of this guideline into a future rule at a time and in a manner as to improve the value of our provincial competitions.

COMPETITION PACKAGE (PRIZE LIST) DEVELOPMENT

- Competition Organizers are required to submit a copy of your competition package (prize list) to NSEF. It is recommended that your officials review the competition package (prize list) prior to submission.
- Include the information competitors and competition organizers will be required to know i.e. refusal of entries for Not in Good Standing, refund information, location, officials, etc.
- Competition Entry Form
- All Scotia Series Competitors are required to sign and submit an Acknowledgement of Risk and Release of Liability form as part of competition entry (included in this document). Parents/ legal guardians of competitors under the age of 19 years must sign and submit the Acknowledgement of Release form on said competitor's behalf.

MEMBERSHIP REQUIREMENTS

- Ensure proof of NSEF Current Memberships via the Online Verification System – all competition organizers will be provided access to this system. Ensure proof of home PTSO membership for non-NS Residents.
- Check for Members Not IN GOOD STANDING
- On-site Membership Purchases Options:
 - a) The competitor may complete the online application prior to or the day of an event. Email verification can be sent directly to the Person Responsible for the competition.
 - b) The competition may act as an agent of NSEF during the event. The following conditions must be met:
 - i. the competition collects the membership application and fee (payable to NSEF),
 - ii. dates and signs the application form,
 - iii. The competition must remit the new member application with payment to the NSEF within 24 hours.
 - c) Failure to complete these steps may jeopardize the competitors and competition's insurance and may affect the competition's ability to act as an agent of NSEF at future events.
- Competitors must be NSEF Members to accumulate points towards Scotia Series Awards
- The "Person Responsible" as indicated on the competition application form MUST be a current NSEF member.

POST COMPETITION REQUIREMENTS

REMITTANCES

Submit the NSEF Remittance Form, Results, and fees as required:

- Remittance fee of \$3 per Scotia Series athlete/equine combination
- Competitions hosting Dressage Classes must submit Dressage Royalty Fees to Equestrian Canada within 10 days of competitions. More information can be found on the Scotia Series Remittance Form
- NSEF membership fees (must be remitted 24 hours within competition completion)
- **Youth Sportsmanship Award:** Using the enclosed form, Competition Committees are encouraged to solicit and submit nominations for a junior competitor who exemplifies good sportsmanship during a competition.

RESULTS SUBMISSION PROCEDURES:

- Scotia Series Class Results must be received within ten days of the competition. Accuracy assists and ensures Scotia Series Provincial Points and Eligibility for Year-end Awards is calculated correctly.
- The enclosed Results Template information will further explain the options and requirements for Results Submission. Contact NSEF for assistance.

PROTESTS

- Without exception, a protest must be made in writing. It must be submitted to the competition office, along with \$25.00 cheque, within **one hour** of the completion of the class in question. A protest must contain a specific statement of an alleged violation of a rule or a condition of a class. It must provide the full name (and address, if possible) of the alleged violator.
- The Competition Committee (and the judge, where applicable) will review the protest and determine a ruling based on the rules and regulations under which the competition is sanctioned. **All decisions will be final.**
- Protest fees will be returned *only* if the ruling is made in favour of the complainant. This procedure will take precedence over all other protest procedures.
- It is recommended that Competition Committees have a Dispute Resolution Process in place to deal with Protests that come forward.



SCOTIA SERIES RECOGNIZED CLASSES/DIVISIONS

Scotia Series recognized classes are specified as either Open (open to all) or divided by age of competitor.

Senior competitors are defined as 19 years old and older as of January 1st, 2020.

Junior competitors are defined as 18 years old and under as of January 1st, 2020.

Exception: If the class size is considered too large, the Junior category may be broken down into two categories. A suggestion would be 14-18 years old and 13 years old & under.

Western Performance Division

Western Pleasure (Junior, Senior)
Trail (Junior, Senior)
Horsemanship (Junior, Senior)
Reining (Junior, Senior)
Ranch Riding (Junior, Senior)
Ranch Pleasure (Junior, Senior)

Showmanship: (Western or English attire)

Showmanship Senior (19+)
Showmanship Junior (18 and under)

English Flat Division:

English Pleasure (Junior, Senior)
Road Hack (Junior, Senior)
Equitation on the Flat (Junior, Senior)
Hunter Pattern Poles (Junior, Senior)

Western Speed Division

Barrels (Junior, Senior)
Pole Bending (Junior, Senior)

Hunter Division

Cross Rail Hunter (Under Saddle, Over Fences)
18" Hunter (Under Saddle, Over Fences)
2' 0" Hunter (Under Saddle, Over Fences)
2' 3" Hunter (Under Saddle, Over Fences)
2' 6" Hunter (Under Saddle, Over Fences)
2' 9" Hunter (Under Saddle, Over Fences)
3' 0" Hunter (Under Saddle, Over Fences)

Hunt Seat Equitation Over Fences Division:

2'0" Equitation (Open)
2'3" Equitation (Open)
2'6" Equitation (Open)
2'9" Equitation (Open)
3'0" Equitation (Open)

Jumper Division

0.70m (2'3") Jumper Open
0.75m (2'6") Jumper Open
0.85m (2'9") Jumper Open
0.90m (3'0") Jumper Open
1.0m (3'3") Jumper Open

Dressage Division

Introductory Dressage (Open)
Training Level (Open)
First Level (Open)
Second Level (Open)
Third Level (Open)
Fourth Level (Open)
Western Dressage (test of choice)
Para Dressage (test of choice)

Driving Division

Pleasure Driving Turnout (Horse/Pony/Miniature)
Pleasure Driving Working (Horse/Pony/Miniature)
Pleasure Driving Reinsmanship
(Horse/Pony/Miniature)
Obstacle Driving (Horse/Pony/Miniature)

RESTRICTED DIVISIONS

Select Divisions

- open to competitors 50 years or older
- Points earned in Select Divisions will not count toward any other division
- Except for the above, the class descriptions are the same as classes in unrestricted divisions

Open Walk/Trot/Jog (W/T/J) Divisions

- English and Western W/T/J Division classes are open to horses or ponies
- These classes are **not restricted to beginner athletes** instead they will provide a competition opportunity for beginner athletes, athletes with a disability or physical impairment, those new to the competition ring, or those whose horse is unable to canter/lope due to a prolonged health issue, etc
- The athlete/horse combination is eligible to compete in other classes/divisions that require canter/lope but not at the same competition. (i.e beginner athlete moving up mid-season)
- The athlete/horse combination is unable to earn awards in both WTJ and Open/Select Divisions. Once an athlete/horse combination moves to a division with canter/lope they cannot earn points in the W/T/J Divisions. They can move back down to W/T/J but will not earn points towards year end awards.
- With the exception of the defined athlete restrictions and tack exceptions, all regular division rules apply.
- Points earned in W/T/J Divisions will not count toward any other division
- Small Fry W/T/J is open to competitors 10 years old and under as of January 1st, 2020

Green Horse Walk/Trot/Jog (W/T/J) Divisions

- Green Horse English and Western W/T/J Division classes are open to horses or ponies who are in their first or second year of competition and who have not cantered/loped at Scotia Series competitions.
- Green Horses can move up to levels that require canter/lope during the season but at that point they are not eligible to collect points in Green Horse Division. Previous points earned in Green Horse will count towards Green Horse year end awards but future points will be earned in canter/lope divisions or will be ineligible if they compete in Green Horse classes.
- Green Horses are eligible to compete in other classes/divisions that do not require canter. However, for safety reasons it is at the discretion of the competition organizers whether Green Horses are eligible to cross enter into other classes that do not require canter. It is **not** recommended that green horses cross enter between other classes especially W/T/J Classes where there may be large numbers of beginner athletes.
- In this division, any age horse can be ridden with two hands on any legal bit or 1 handed permitted in a curb bit.
- With the exception of the defined horse and gait restrictions, all regular division rules apply
- Points earned in Green Horse W/T/J Division will not count toward any other division

Select Western Division

Western Pleasure
Trail
Showmanship
Western Horsemanship
Ranch Riding

Select English Division

English Pleasure
English Equitation
Road Hack
Hunter Pattern Poles

Maritime Bred Award (English or Western Tack)
40% Performance, 60% Conformation

Green Horse Walk/Trot/Jog (WTJ)

Green Horse WTJ Pleasure
Green Horse WTJ Hunter Pattern Poles
Green Horse WTJ Trail
Green Horse WTJ Showmanship

Senior Walk/Trot/Jog (WTJ)

WTJ Equitation
WTJ Pleasure
WTJ Hunter Pattern Poles
WTJ Trail
WTJ Showmanship

Junior Walk/Trot/Jog (WTJ)

WTJ Equitation
WTJ Pleasure
WTJ Hunter Pattern Poles
WTJ Trail
WTJ Showmanship

Small Fry Walk/Trot/Jog (WTJ)

Small Fry Equitation
Small fry Pleasure
Small fry Hunter Pattern Poles
Small fry Trail
Small fry Showmanship

AWARDS/POINTS QUALIFYING RULES

Classes that earn points for the Annual Scotia Series Awards are listed in this handbook.

To determine competition awards, points are calculated based on the athlete's results as provided to us by the competition organizers. Although competitions may offer other awards, Scotia Series Awards are based on the information set forth in this document.

There are two types of awards within the Scotia Series. Year End High Point Awards will be awarded for the season while Provincial Championship Medals will be awarded at the Provincial Championships.

Both High Point Awards and Provincial Championship Medals:

1. Awards will be based on the **horse and athlete combination**, unless otherwise specified.
2. The athlete must be a current NSEF member to be eligible for awards.
3. A horse must be entered in a competition using the same name and spelling throughout the series.
4. Points earned in combined classes will be assigned by NSEF to the competitor's division.
5. Dual Judged Classes will count as two classes at one competition if the results for each judge are submitted.
6. Equitation or Showmanship points may be won using any horse, but an individual may not accumulate points from more than one entry in any eligible class. Exception: Equitation/showmanship points for Restricted Divisions are based on horse/competitor combination – i.e. Select Equitation, Select Showmanship, Novice Equitation, Walk/Trot Equitation, etc.
7. District Division points will be awarded in the district in which the athlete lives, but points accumulated towards awards/standings may be attained at any Scotia Series competition.
8. As long as the minimum standards are met, a competitor's top six points will be counted for awards (unless otherwise outlined in the award criteria). The top six results for each individual class will be selected.
9. If the competition divides the class (i.e. by Horse and Pony for a division listed as an open division) and offers equal opportunity to all competitors (i.e. a horse class and a pony class), those points may be credited to the open class.
10. Points will be posted on the NSEF website throughout the competition season for review. Competitors are asked to contact NSEF regarding any concerns regarding points as soon as possible. Once the Final Award points are tabulated, there will be a final period of review/audit (tentatively the first or second week of October). Once this period is over, the points will be considered official and used for award presentation.
11. NSEF published Eligible Awards list is considered the official list of awards.
12. Point Calculation: Points will be calculated based on the results of the competition and awarded accordingly.

# of competitors/class	1 st	2 nd	3 rd	4 th	5 th	6 th	7 th and on
1	1						
2	2	1					
3	3	2	1				
4	4	3	2	1			
5	5	4	3	2	1		
6	6	5	4	3	2	1	
7	7	6	5	4	3	2	1
8-15	8	7	6	5	4	3	1
16-20	9	8	7	6	5	4	1
21+	10	9	8	7	6	5	1

Please note: Unless otherwise noted, Scotia Series Competitions are *not* required to offer all classes. However, this may affect an athlete's opportunity for year-end awards/qualifying for championships.

**SCOTIA SERIES RESULTS
CAN BE FOUND ON THE NSEF WEBSITE
WWW.HORSENOVASCOTIA.CA**

High Point Awards:

- 13. The competition qualification period for High Point Award calculations will be September 30th, 2019 to September 28th, 2020.
- 14. A **District High Point Champion** will be declared in each respective Class or Division as outlined in the Awards Listing below and **must meet the Scotia Series Award Standards**.
- 15. The **Provincial High Point Champion** and **Reserve Champion** (unless otherwise noted) will be declared in each respective Class or Division as outlined in the Award Listing below. **Provincial Division Champions must meet the Scotia Series Award standards (outlined starting on page 14).**

Provincial Championship Medals:

- 16. The competition qualification period for Provincial Championship calculations will be September 30th, 2019 to September 28th, 2020.
- 17. At the end of the qualification period, the **top two** High Point competitors **per District**, who meet the Scotia Series Award Standard minimums, will be eligible to compete at the Provincial Championships.
- 18. Eligible competitors will be invited to the Provincial Championships to compete for the Bronze, Silver, and Gold Provincial Medals based on points earned at the Provincial Championships.
- 19. For the English Flat Division, Hunter Pattern Poles class may be used to earn qualifying points but will not be held at the Championships.
- 20. At the Provincial Championships, the placing of the Provincial Championships competitors will be converted to points for each class to determine the Provincial Championship Medal winners for each Division. Please note: when the Provincial Championship class is held concurrently with an existing competition, the results for the Provincial Competitors will be separated from the existing competition where the highest Provincial Championship competitor will earn first and so on.

1 st Place	15
2 nd Place	14
3 rd Place	13
4 th Place	12

5 th Place	11
6 th Place	10
7 th Place	9
8 th Place	8

9 th Place	7
10 th Place	6
11 th Place	5
12 th Place	4

Disqualified/ Eliminated	0
-----------------------------	---

- 21. More information on the qualifications for Provincial Championships will be posted on the NSEF Website: www.horsenovascotia.ca/Scotia-Series

***Scotia Series Competitions are listed on the
NSEF Calendar of Events
<http://www.horsenovascotia.ca/Calendar>***

SCOTIA SERIES AWARDS STANDARDS/RESTRICTIONS

(Subject to revision – please see the NSEF Website in the fall for a list of awards being presented at the NSEF Awards Reception)

Western Performance Division

Minimum Standards:

- A competitor must have competed in at least two types of classes within the division at a minimum of two competitions. i.e. Western Pleasure and Western Trail at one competition and Western Pleasure and Western Trail at another competition.
- Competitors may earn points in a maximum of 4 class types per competition.
- A maximum of six scores per eligible class type will be used for year-end awards.
- The best six classes of each eligible type will be used.
- A maximum of 2 scores per class type will be used per competition.

Provincial Medalist: Gold, Silver, and Bronze Medals presented at the Provincial Championships (Junior/Senior)

District High Point: Awarded to the Junior and Senior champion in each District.

Provincial High Point: Awarded to the Junior and Senior Champion and Reserve Champion for the Province

Western Speed Division

Minimum Standards:

- A competitor must have competed in both Barrel Racing and Pole Bending at least two competitions.
- A maximum of six scores per class type will be used for year-end awards.
- The best six classes of each type will be used.
- A maximum of 2 scores per class type will be used per competition.

District High Point: Awarded to the Junior and Senior Champion in each District

Provincial High Point: Awarded to the Junior and Senior Champion and Reserve Champion for the Province

English Flat Division

Minimum Standards:

- A competitor must have competed in at least two types of classes within the division at a minimum of two competitions. i.e. English Pleasure and Equitation on the Flat at one competition and English Pleasure and Equitation on the Flat at another competition.
- A maximum of six scores per class type will be used for year-end awards.
- The best six classes of each type will be used.
- A maximum of 2 scores per class type will be used per competition

Provincial Medalist: Gold, Silver, and Bronze Medals presented at the Provincial Championships (Junior/Senior)

District High Point: Awarded to the Junior and Senior champion in each District.

Provincial High Point: Awarded to the Junior and Senior Champion and Reserve Champion for the Province

Showmanship

Minimum Standards:

- Competitors must have competed in a minimum of 2 classes (minimum two competitions).
- A maximum of 6 points will be used.
- A maximum of 2 scores will be used per competition.
- Awards will be presented for Showmanship Senior (19+) and Showmanship Youth (18 and under)

Provincial Medalist: Gold, Silver, and Bronze Medals presented at the Provincial Championships

District High Point: Awarded to the Champion in each District.

Provincial High Point: Awarded to the Champion and Reserve Champion for the Province

Hunter Division

Minimum Standards (per award):

- A competitor must have competed in at least one Over Fences and One Under Saddle Hunter Class (not Equitation) within the division at a minimum of two competitions.
- A maximum of 6 Over Fences and 6 Under Saddle Classes (not Equitation) scores will be used.
- A maximum of 3 scores (not equitation) within a height will be used per competition.

District High Point: Awarded to the Champion in each District for each of the following:

- Cross Rail Hunter
- 18" Hunter
- 2'0" Hunter
- 2'3" Hunter
- 2'6" Hunter
- 2'9" Hunter
- 3'0" Hunter

Provincial High Point: Awarded to the Provincial Champion and Reserve Champion for each of the following:

- Cross Rail Hunter
- 18" Hunter
- 2'0" Hunter
- 2'3" Hunter
- 2'6" Hunter
- 2'9" Hunter
- 3'0" Hunter

Hunt Seat Equitation over Fences

Minimum Standards (per award):

- Competitors must have competed in a minimum of 2 classes.
- A maximum of 6 points will be used.
- A maximum of 1 score will be used per competition. If a competitor competes in more than one height the top score will be used for year-end awards.

District High Point: Awarded to the Champion in each District for each of the following:

- Hunt Seat Equitation Over Fences 2'0"
- Hunt Seat Equitation Over Fences 2'3"
- Hunt Seat Equitation Over Fences 2'6"
- Hunt Seat Equitation Over Fences 2'9"
- Hunt Seat Equitation Over Fences 3'0"

Provincial High Point: Awarded to the Provincial Champion and Reserve Champion for each of the following:

- Hunt Seat Equitation Over Fences 2'0"
- Hunt Seat Equitation Over Fences 2'3"
- Hunt Seat Equitation Over Fences 2'6"
- Hunt Seat Equitation Over Fences 2'9"
- Hunt Seat Equitation Over Fences 3'0"

Jumper Division

Minimum Standards (per award):

- A competitor must have competed in at least two classes within the height division at a minimum of two competitions.
- A maximum of 18 scores will be used.
- A maximum of 3 scores per height will be used per competition.

District High Point: Awarded to the Champion in each District for each of the following:

- a) 0.70m (2'3") Jumper Open c) 0.85m (2'9") Jumper Open e) 1.00m (3'3") Jumper Open
b) 0.75m (2'6") Jumper Open d) 0.90m (3'0") Jumper Open

Provincial High Point: Awarded to the Provincial Champion and Reserve Champion for each of the following:

- a) 0.70m (2'3") Jumper Open c) 0.85m (2'9") Jumper Open e) 1.00m (3'3") Jumper Open
b) 0.75m (2'6") Jumper Open d) 0.90m (3'0") Jumper Open

Dressage Division

Minimum Standards:

- A competitor must have competed in at least two tests at a minimum of two competitions. i.e. First Level Dressage Test 2 & 3 at one competition and First Level Dressage Test 2 & 3 at another competition.
- A maximum of 6 scores per class type will be used.
- A maximum of 2 scores per day will be used per competition.

District High Point: Awarded to the Champion in each District for each of the following listed below:

Provincial High Point: Awarded to the Provincial Champion and Reserve Champion for each of the following:

- | | | | |
|-----------------------|-------------------------|----------------------|-----------------------|
| Introductory Dressage | Training Level Dressage | First Level Dressage | Second Level Dressage |
| Third Level Dressage | Fourth Level Dressage | Western Dressage | Para Dressage |

Driving Division

Minimum Standards:

- A competitor must have competed in at least two types of classes within the division at a minimum of two competitions. i.e. Pleasure Driving Turnout and Obstacle Driving at one competition and Pleasure Driving Turnout and Obstacle Driving at another competition
- A maximum of six scores per class type will be used for year-end awards
- The best six classes of each type will be used
- A maximum of 2 scores per class type will be used per competition

District High Point: Awarded to the Champion in each District for Horse, Pony and Miniature

Provincial High Point: Provincial Champion: Awarded to the Champion and Reserve Champion for the Province for Horse, Pony and Miniature

Maritime Bred Award

Minimum Standards:

- A competitor must have competed in a minimum of two competitions.
- A maximum of six scores will be used for year-end awards
- The best six classes will be used
- A maximum of 2 scores will be used per competition

Provincial High Point: Awarded to the top Maritime Bred Horse competing in the Maritime Bred Class

Select English Division

Minimum Standards:

- For competitors 50 years and older.
- A competitor must have competed in at least two types of classes within the division at a minimum of two competitions. i.e. Select English Pleasure and Select English Equitation at one competition and Select English Pleasure and Select English Equitation at another competition.
- A maximum of six scores per class type will be used for year-end awards.
- The best six classes of each type will be used.
- A maximum of 2 scores per class type will be used per competition
- Points earned in Select Divisions will not count toward any other division

District High Point: Awarded to the Champion in each District

Provincial High Point: Awarded to the Champion and Reserve Champion for the Province

Select Western Division

Minimum Standards:

- For competitors 50 years and older.
- A competitor must have competed in at least two types of classes within the division at a minimum of two competitions. i.e. Select Western Pleasure and Select Horsemanship at one competition and Select Western Pleasure and Select Horsemanship at another competition.
- Competitors may earn points in a maximum of 4 class types per competition.
- A maximum of six scores per class type will be used for year-end awards.
- The best six classes of each type will be used.
- A maximum of 2 scores per class type will be used per competition
- Points earned in Select Divisions will not count toward any other division

District High Point: Awarded to the Champion in each District

Provincial High Point: Awarded to the Champion and Reserve Champion for the Province

Senior Walk/Trot/Jog (WTJ) Division

Minimum Standards:

- For competitors aged 19 years and older.
- Athlete/Equine combinations may not earn awards in both Walk/Trot/Jog and non- restricted divisions.
- Once an athlete/equine combination moves to a division with canter/lope they cannot earn points in the W/T/J Divisions. They can move back down to W/T/J but will not earn points towards year end awards.
- A competitor must have competed in at least two types of classes within the division at a minimum of two competitions. i.e. W/T/J Pleasure and W/T/J Equitation at one competition and W/T/J Pleasure and W/T/J Equitation at another competition.
- A maximum of six scores per class type will be used for year-end awards.
- The best six classes of each type will be used.
- A maximum of 2 scores per class type will be used per competition
- Points earned in Senior Walk/Trot/Jog Divisions will not count toward any other division

District High Point: Awarded to the Champion in each District

Provincial High Point: Awarded to the Champion and Reserve Champion for the Province

Junior Walk/Trot/Jog (WTJ) Division

Minimum Standards:

- For competitors aged 18 years and under.
- Athlete/Equine combinations may not earn awards in both Walk/Trot/Jog and non- restricted divisions.
- Once an athlete/equine combination moves to a division with canter/lope they cannot earn points in the W/T/J Divisions. They can move back down to W/T/J but will not earn points towards year end awards.
- A competitor must have competed in at least two types of classes within the division at a minimum of two competitions. i.e. W/T/J Pleasure and W/T/J Equitation at one competition and W/T/J Pleasure and W/T/J

Equitation at another competition.

- A maximum of six scores per class type will be used for year-end awards.
- The best six classes of each type will be used.
- A maximum of 2 scores per class type will be used per competition
- Points earned in Junior Walk/Trot/Jog Divisions will not count toward any other division

District High Point: Awarded to the Champion in each District

Provincial High Point: Awarded to the Champion and Reserve Champion for the Province

Small Fry Division

Minimum Standards:

- For competitors 10 years old and under.
- Athlete/Equine combinations may not earn awards in both Small Fry Walk/Trot/Jog and non-restricted divisions.
- Once an athlete/equine combination moves to a division with canter/lope they cannot earn points in the W/T/J Divisions. They can move back down to W/T/J but will not earn points towards year end awards.
- A competitor must have competed in at least two types of classes within the division at a minimum of two competitions. i.e. Small Fry W/T/J Pleasure and Small Fry W/T/J Equitation at one competition and Small Fry W/T/J Pleasure and Small Fry W/T/J Equitation at another competition.
- A maximum of six scores per class type will be used for year-end awards.
- The best six classes of each type will be used.
- A maximum of 2 scores per class type will be used per competition
- Points earned in Small Fry Walk/Trot/Jog Divisions will not count toward any other division

District High Point: Awarded to the Champion in each District

Provincial High Point: Awarded to the Champion and Reserve Champion for the Province

Green Horse Walk/Trot/Jog (WTJ) Division

Minimum Standards:

- See description on page 12 for entries in this class.
- A competitor must have competed in at least two types of classes within the division at a minimum of two competitions. i.e. Green Horse W/T/J Pleasure and Green Horse W/T/J Trail at one competition and Green Horse W/T/J Pleasure and Green Horse W/T/J Trail at another competition.
- A maximum of six scores per class type will be used for year-end awards.
- The best six classes of each type will be used.
- A maximum of 2 scores per class type will be used per competition
- Points earned in Green Horse Walk/Trot/Jog Divisions will not count toward any other division

District High Point: Awarded to the Champion in each District

Provincial High Point: Awarded to the Champion and Reserve Champion for the Province



Junior Sportsmanship Award:

Awarded to a Junior Competitor who exemplifies good sportsmanship at a Scotia Series Competition.

Competition Organizing Committees, Competition Officials, Other Competitors, and Spectators may nominate a junior for the Youth Sportsmanship Award.

Nomination Forms are available on the NSEF Website

www.horsenovascotia.ca

TACK and ATTIRE

Protective Headgear: Although competition management may enforce a stricter helmet policy, all competitions must adhere to the following NSEF Policy on Protective Headwear:

NSEF Helmet Policy: *All Competitors must wear ASTM/SEI, or BSI/BS EN, approved protective headgear, with the safety harness correctly secured at all times while mounted or driving at the competition or anywhere on the competition grounds. Exception - Competitors 19 years old as of January 1st, 2020 competing in the Western Performance Division without an approved safety helmet must submit a signed Scotia Series Helmet Waiver to the competition organizer.*

Western Tack: In all western classes,

- A horse should be shown in a western saddle.
- Australian stock saddles are not permitted.
- A western bridle with a western curb bit shall be used on senior horses only.
- Competitors on senior horses must ride one-handed in a curb bit, except in walk/trot/jog or green horse classes where two hands on any legal bit is permitted.
- Junior horses (five years and under) may be shown in a smooth-mouth snaffle bit where the bars must be a minimum of 5/16" (8 mm) in diameter, measured 1" (25 mm) in from the cheek with a gradual decrease to center of the snaffle OR in a bosal with two hands on the reins or a curb bit with one hand.
- Reins may be split or of the romal type. Only the index finger is allowed between split reins. When using a romal rein the braided extension is allowed to be carried in the free hand with the hand around the reins (no fingers are allowed between the romal reins) with 16 inches spacing between the free hand and the reining hand.
- A good working outfit is considered more important than the wearing of silver equipment
- Chain chin straps are permissible, but must be at least one-half inch in width, and must lie flat against the jaw of the horse. Chin straps must not be rounded or braided.
- OPTIONAL EQUIPMENT:
 - a) Rope or Riata attached to the saddle.
 - b) Hobbles attached to the saddle.
 - c) Breast Collars
 - d) Protective boots or leg wraps and bandages are allowed in reining, speed events and horsemanship.
 - e) Martingales, nosebands, and tie downs are allowed ONLY in speed events.

Western Attire

- Any competitor may wear protective headgear in any division or class without penalty from the judge. Please see the Helmet Policy (Competition Rule #5) regarding helmet requirements. All competitors are strongly encouraged to wear a helmet in those classes that allow waivers.
- Exhibitors should wear appropriate western attire, including a shirt with long sleeves and collar, approved ASTM/SEI or BSI/BS EN helmet or western hat (when permitted with a signed waiver), western pant with belt, and cowboy boots.
- The helmet must be secured on the competitor's head when the exhibitor enters the arena. Spurs, chaps, and gloves are optional.

English Hack and Hunter Tack: In all classes,

- An English snaffle, pelham, kimberwick, and /or full bridle with plain leather cavesson nose bands and brow bands must be used.
- An English saddle in black or brown with a proper English saddle pad should be used.
- Proper saddle pad for all English classes is a numnah type or half pad which could include a number pad.
- Optional Equipment: spurs, gloves. Whips optional in hack classes. If whips are used, they must be un-weighted and must not exceed 75cm(30").
- Braiding of mane and tail is recommended but not required.
- Standing martingale ONLY in over fences Hunterclasses.
- Stirrup irons must hang freely from the bar of the saddle and outside of the flap. There must be no restrictions or attachments.

Hunter/Jumper Attire

Required - safe and neat/tidy attire of conservative colour. Athletes must compete in boots, breeches, helmet and shirt with collar tucked in and belt visible. Protective headgear as described above.

Recommended – Proper attire is to be of competition ring level. Competitors should be suitably and neatly dressed in breeches, boots, shirt and tie, choker or stock collar and coat. Half chaps (preferably matching boot color) are permissible but full chaps are not. Hunter competition attire (hunt coat and competition shirt) should also be worn for award of prizes in Hunter horsemanship and flat competitions. Casual attire is acceptable in jumper classes; polo shirts of conservative colors with collars may be worn tucked in.

Exception - In hot weather, competitions may permit athletes to wear 'dress' or riding shirts with collars with or without chokers and ties or open neck polo shirts without jackets.

Jumper Tack: In all classes,

- An English snaffle, pelham, kimberwick, full bridle, gags and hackamores may be used.
- An English saddle in black or brown should be used.
- Jumper saddle pads with logos may be used.
- Optional Equipment: Spurs, Gloves,
- Braiding of mane and tail is recommended but not required.
- Standing or running martingales may be used in Jumper Classes,
- Draw reins and blinkers are not permitted.
- Stirrup irons must hang freely from the bar of the saddle and outside of the flap. There must be no restrictions or attachments.
- Whips must be un-weighted and must not exceed 75cm (30").
- Leg wraps and/or boots are permitted.

Dressage Tack

In keeping with the tradition and dignity of the sport, manes may be braided and the competitor's dress and tack neat, clean and in good repair.

- Spurs are optional.
- Whips are allowed. Maximum Length 100 cm for pony and 120cm for a horse.
- **Saddles:** A plain English saddle, black or brown colour only with stirrups is compulsory in all levels.
- **Bridles:** All bridles must be correctly fitted.
- Reins must be black or brown in colour. Type of reins is optional
- Snaffle bridle with one of the following nosebands: drop, regular cavesson, flash, figure 8, or crescent are allowed. All bits must be smooth with no sharp edges on center links. Snaffles and curb bits with smooth ridges are permitted.
- Up to and including Second Level: Only snaffle bits are allowed.
- Breastplates, foregirths, girth covers, cruppers and non-restrictive nose fly guards and ear nets are permitted.
- Martingales (other than running), bit guards, any kind of gadgets and any form of blinkers, ear plugs seat covers, and hoods are, under penalty of elimination, are strictly forbidden on the competition grounds and competition ring/warm-up ring at any time during any competition.
- Protective boots or bandages are permitted on the competition grounds and in the competition arena. Athletes may be asked to remove the boots or bandages during a tack check.

Dressage Attire:

Required – safe, neat/tidy attire of conservative colour, long sleeved or short sleeved shirt with a collar.

Sleeveless shirts are not allowed. Protective headgear as described above. Juniors are permitted to wear jodhpurs and boots. Athletes with long hair must wear hair nets or tie hair back in a braid or bun.

Recommended – Dark, grey or conservative pinstriped coloured jacket, tie, hunting sock or choker, conservative coloured breeches, black or brown high boots, short boots with matching half chaps.

Exception - In the case of inclement weather, competitors may wear a suitable helmet cover and a warm or waterproof overcoat.

WESTERN PERFORMANCE DIVISION

Western Performance Classes –Terminology

The following terminology shall apply in Western Division Classes whenever a specific gait is called for:

- a) The walk - a natural, flat footed, four beat gait. The horse must move straight and true at the walk. The walk must be alert, with a stride of reasonable length in keeping with the size of the horse.
- b) The jog - a smooth, ground covering two beat diagonal gait. The horse works from one pair of diagonals to the other pair. The jog should be square, balanced and with straight forward movement of the feet. Horses walking with their back feet and trotting on the front are not considered performing the required gait. When asked to extend the jog, the horse moves out with the same smooth way of going.
- c) The lope - an easy, rhythmical three beat gait. Horses moving to the left should lope on the left lead. Horses moving to the right should lope on the right lead. Horses traveling at a four beat gait are not considered to be performing at the proper lope. The horse should lope with a natural stride and appear relaxed and smooth. The horse should be ridden at a speed which is in keeping with his natural way of going.

WESTERN PLEASURE

General:

- A good pleasure horse has a free flowing stride of reasonable length in keeping with its conformation.
- It should cover a reasonable amount of ground with little effort.
- Ideally, it should have a balanced, flowing motion while exhibiting correct gaits that are of proper rhythm.
- The quality of the movement and the consistency of the gait is a major consideration. It should carry its head and neck in a relaxed natural position, with its poll level with or slightly above the level of its withers. It should not carry its head behind the vertical, giving the appearance of intimidation or be excessively nosed out, giving a resistant appearance. Its head should be level, with its nose slightly in front of vertical having a bright expression with its ears alert.
- It should be shown on a reasonably loose rein, but with light contact and control.
- It should be responsive, yet smooth, in transitions when asked.
- When asked to extend, it should move out with the same flowing motion.
- Maximum credit should be given to the flowing, balanced and willing horse that gives the appearance of being fit and a pleasure to ride.

Conduct:

- This class will be judged on performance, condition and conformation of the horse; however, a minimum of 20% of the judging shall be placed on condition and conformation.
- Horses must work both ways of the ring at all three gaits to demonstrate their ability with different leads. At the option of the judge, horses may be asked to extend the walk, jog, or lope, one or both ways of the ring. The judge may ask all or just the top 12 horses to extend at the jog, however, not more than the top 12 horses may be asked to extend at the lope. The competitor should sit at the extended jog. The horse should be ridden in such a way that is in keeping with his natural way of going. Head carriage that is too low, below the level of the withers will be penalized as will excessive slowness.
- Horses are required to back easily and stand quietly.
- Horses are to be reversed to the inside (away from the rail). They may be required to reverse at the walk or the jog at the discretion of the judge, but shall not be asked to reverse at the lope.
- This class will be judged on 80% performance and 20% conformation

TRAIL

The Trail Horse Class is the performance of a safe, sensible, well-mannered horse over a course of obstacles.

- 1 Gaits between the obstacles shall be at the discretion of the judge. A flying lead change does not constitute an obstacle in a trail class. Any lead change or change of gait shall be judged under the scored gaits and way of going judging criteria. A flying lead change cannot be required, but it can be optional.
- 2 At least six obstacles will be used- three of which will be mandatory and at least three others selected from the approved list. Gait between the obstacles shall be at the discretion of the judge.
- 3 Horses must not be required to work on the rail. The course must be designed to require each horse to show the three gaits: (walk, jog and lope) somewhere between obstacles as a part of its work and will be scored as a maneuver.
- 4 The course to be used must be posted at least one hour before scheduled time of the class.
- 5 Failure to follow the course shall cause elimination.
- 6 Failure to complete the course shall not result in elimination, but is to be severely penalized.
- 7 If disrupted, the course shall be reset as each horse has worked. Management, when setting courses, should keep in mind that the idea is not to trap a horse or eliminate it by making an obstacle too difficult. If difficult courses are set, junior trail should be less difficult.
- 8 Enough space must be provided for a horse to jog/trot at least 20 feet, and to lope at least 50 feet, for the judge to evaluate these gaits.
- 9 The judge must walk the course and has the right and duty to alter the course in any manner. The judge may remove or change any obstacle he deems unsafe or non-negotiable.

Mandatory Obstacles

- 1 **Gate:** opening, passing through, and closing the gate. Use a gate that will not endanger horse or competitor. If the gate has a metal, plastic or wooden support bar under the opening, competitors must work the gate moving forward through it.
- 2 **Logs or poles:** Ride over at least four logs or poles. These can be in a straight line, curved, zigzag or raised. The space between the logs is to be measured and the path the horse is to take should be the measuring point. All elevated elements must be placed in a cup, notched block, or otherwise secured so they cannot roll. The height should be measured from the ground to the top of the element. Spacing for walkovers, trot overs, and lope overs should be as follows, or increments thereof:
 - a) **Walkovers:** 40 cm (15.748 inches) to 60 cm (23.62 inches) and may be elevated to 30 cm (11.8 inches). Elevated walkovers should be set at least 55 cm (24.45 inches) apart.
 - b) **Trot overs:** 90 cm (35.43 inches) to 105 cm (41.3 inches) and may be elevated to 20 cm (7.8 inches).
 - c) **Lope overs:** 4.8 metres (15.75 feet) - 2.1 metres (6.88 feet), or increments thereof, any may be elevated to 20 cm (7.8 inches).
- 3 **Backing Obstacle:** Backing obstacles to be spaced a minimum of 28 inches. If elevated, 30 inches spacing is required. Entrants cannot be asked to back over a stationary object such as a wooden pole or metal bar. Examples: i) Back through and around three markers. ii) Back through L, V, V straight or similar shaped course, it may be elevated no more than 24 inches.

Optional Obstacles

- a) Water hazard (ditch or small pond).
- b) Serpentine obstacles at walk or jog - spacing a minimum of 6' for jog.
- c) Carry object from one part of arena to another (articles as might be found on a trail ride).
- d) Ride over Wooden bridge: minimum of 36" width and 6' length. Must be sturdy and safe.
- e) Slicker - put on and remove.
- f) Mailbox - remove and replace materials from mailbox.
- g) Side pass (may be elevated to 12" maximum).
- h) Square obstacle: Four logs or rails, 5 to 7 feet long, laid in a square. Competitor enters the square by riding over log or rail as designated. When all four feet are inside the square, the competitor should execute the indicated turn and exit the square.
- i) A combination of two or more of any obstacle is acceptable.

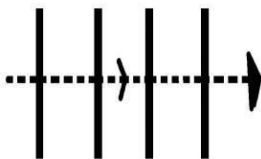
Prohibited Obstacles

- 1 Tires
- 2 Animals
- 3 Hides
- 4 PVC pipe
- 5 Dismounting
- 6 Jumps
- 7 Rocking or moving bridges
- 8 Water box with floating or moving parts
- 9 Flames, dry ice, fire extinguisher, etc.
- 10 Logs or poles elevated in a manner that permits such to roll.
- 11 Plastic and tarps

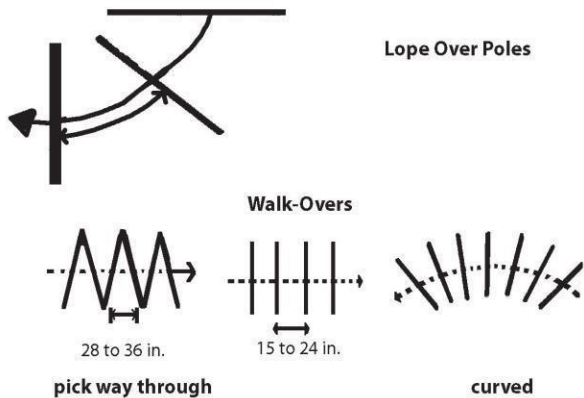
The judge may remove or change any obstacle they deems unsafe or nonnegotiable.

DIAGRAMS

Trot Over Poles



Spacing Between Pole 36 to 42 inches



Spacing at the path of the Horse should be 15 to 24 inches.

Back Through and Around Three Markers

28 in. Minimum Between Markers

Variation of Sidepass

Scoring a Trail Class

- Scoring will be on the basis of 0-infinity, with 70 denoting an average performance.
- Each obstacle will receive an obstacle score that should be added or subtracted from 70 and is subject to a penalty that should be subtracted.
- Each obstacle will be scored on the following basis, ranging from plus 1½ to minus 1½: extremely poor -1½; very poor -1; poor - ½ ; correct 0; good + ½ ; very good +1; excellent +1½ - Obstacle scores are to be determined and assessed independently of penalty points. Penalties should be assessed per occurrence as follows:

Penalties

The following deductions will result: 0 - SCORE

- Use of more than one finger between reins
- Use of two hands (except in snaffle bit or hackamore classes designated for two hands) or changing hands on reins; except for junior horses shown with hackamore or snaffle bit, only one hand may be used on the reins, except that it is permissible to change hands to work an obstacle.
- Use of romal front of cinch or used in a threatening way
- Performing the obstacles incorrectly or other than in specified order
- No attempt to perform an obstacle
- Equipment failure that delays completion of pattern
- Excessively or repeatedly touching the horse on the neck to lower the head
- Fall to the ground by horse or competitor
- Failure to enter, exit or work obstacle from correct side or direction, including overturns of 1/4 or more
- Failure to work an obstacle in any manner other than how it's described by the course -Riding outside designated boundary marker of the arena or course area
- Third refusal
- Faults that occur on the line of travel between obstacles, which will be cause for disqualification, except in novice amateur or novice youth classes, which shall be faults scored according to severity:
 - (1) head carried too low (tip of ear below the withers consistently)
 - (2) over-flexing or straining neck in head carriage so the nose is carried behind the vertical consistently.

1/2 Penalty Point

- Each tick of log, pole, cone or obstacle

1 Penalty Point:

- Each hit of or stepping on a log, pole, cone or obstacle
- Incorrect gait at walk or jog for two strides or less
- Both front or hind feet in a single-strided slot or space
- Skipping over or failing to step into required space
- Split pole in lope-over
- Failure to meet the correct strides on trot over and lope over log obstacles

3 Penalty Points

- Break of gait at walk or jog for more than 2 strides
- Out of lead or break of gait at lope (except when correcting an incorrect lead)
- Knocking down an elevated pole, cone, barrel, plant obstacle, or severely disturbing an obstacle.
- Stepping outside the confines of, falling, or jumping off or out of an obstacle with one foot

5 Penalty Points

- Failure to follow the correct line of travel within or between obstacles
- Dropping slicker or object required to be carried on course
- First refusal, balk, or attempting to evade an obstacle by shying or backing more than 2 strides away
- Letting go of gate or dropping rope gate
- Use of either hand to instill fear or praise
- Stepping outside the confines of, falling, or jumping off or out of an obstacle with more than one foot
- Blatant disobedience (kicking out, bucking, rearing, striking)
- Failure to complete obstacle
- Faults, which occur on the line of travel between obstacles, scored according to severity:
 - (1) Head carried too high
 - (2) Head carried too low (tip of ear below the withers)
 - (3) Over-flexing or straining neck in head carriage so the nose is carried behind the vertical
 - (4) Excessive nosing out
 - (5) Excessive opening of mouth

WESTERN HORSEMANSHIP

- Athletes will be judged on seat and hands, ability to control and show the horse.
- Results as shown by performance of the horse are NOT to be considered more important than the method used by the competitor.
- Competitor should sit in centre of saddle with legs under competitor forming a straight vertical line through ear, centre of shoulder, centre of hip and back of heel. Stirrup length should allow heels to be lower than toes, with slight bend in knee, and toe directly under knee. Body should always appear comfortable, relaxed and flexible, and back should be nearly flat. Stiff and/or arched lower back should be avoided. Feet may be placed home in the stirrup, with boot heel touching the stirrup, or may be placed with ball of foot in the stirrup. Riding with toes only in stirrup will be penalized.
- **Hands:** Both hands and arms shall be held in a relaxed easy manner, with the shoulders back and down, and upper arm in a straight line with the body, the arm holding the reins bent at elbow forming a straight line from the elbow to the horse's mouth. When using a romal, the competitor's off hand shall be around the romal with at least 16 inches of rein between the hands. Wrists are to be kept straight and relaxed, with thumb on top and fingers closed around the reins. One finger between the reins is permitted when using split reins, but not with a romal. Some movement of the arm is permissible, but excessive pumping will be penalized. Reins are to be carded immediately above or slightly in front of saddle horn. Only one hand is to be used for reining, and hand shall not be changed. Reins should be carried so as to have light contact with the horse's mouth and at no time shall reins be carried more than a slight hand movement from the horse's mouth. In the event a horse four years of age or younger is shown with a snaffle bit or hackamore, it is legal for a competitor to show with two hands on the reins, in accordance with the rules discussed earlier in this division.
- **Position in Motion:** Competitor should sit to trot and not post. At the lope s/he should remain seated. Competitor should maintain vertical position at all gaits. All movements of horse should be governed by the use of imperceptible aids. Exaggerated shifting of the competitor's weight is not desirable. Moving of the lower legs of athletes who are short shall not be penalized.

Class Routine and Conduct: The judge will ask each competitor to work individually.

The individual works will be any of the maneuvers the judge feels are necessary to determine the horsemanship ability of the competitor.

- Tests: Individual work may be composed of any of the following:
 - i) Walk, jog, trot, lope or gallop in a straight line, a curve, a circle, or any combination of these gaits and patterns, such as a figure eight, etc.
 - ii) Stop
 - iii) Back
 - iv) Side pass
 - v) Counter canter
 - vi) Turn on the haunches, including spins and rollbacks, or turn on the forehand
 - vii) Simple change of lead through the trot, walk, halt, in a straight line, figure 8 or any other pattern
 - viii) Dismount and mount
- Use of markers helps to standardize patterns and guide athletes, but they also increase the degree of difficulty somewhat, so their placement should be carefully planned and indicated in the posted pattern, and their placement in the arena well supervised.
- The judge must post the pattern s/he will ask for at least one hour prior to the class commencing.
- Judging of individual work will begin at the indication of the judge, and it stops at the end of the 30 second time period, indicated by a signal from the ring steward or timer. Exhibitors shall leave the arena at the signal, regardless of whether or not they have completed work prescribed by the judge.
- Failure to complete the pattern will not result in elimination, but shall be scored accordingly.
- The judge will use these individual works to determine the top athletes to be called back for rail work, and those selected athletes will be required to work on the rail.
- The horsemanship class is to determine the riding ability of the competitor, and the judge will bear this in mind at all times.

REINING

Competition organizers choose the class pattern and must communicate that pattern to the competitors.

General:

- To rein a horse is not only to guide it, but also to control its every movement. The best reined horse should be willfully guided or controlled with little or no apparent resistance and dictated to completely.
- Desired qualities possessed by a good reining horse are smoothness, finesse, attitude, quickness and authority in performing the various reining maneuvers.
- Correct maneuvers are essential to the reining horse's performance and when controlled are the basis for speed.
- When ridden at speed the horse should perform willingly with no evidence of resistance to the athlete's aids.
- Rundowns should be controlled and fluid.
- The stop should demonstrate proper frame, balance and style.
- The form of the horse in the slide supersedes the actual distance traveled.
- To qualify as a roll back, timing and balance between horse and athlete must be in near-perfect harmony through the stop, turn and lope departure.
- Lead changes must be made with precision and balance.

Class Conduct

Each competitor will perform the required pattern individually and separately. All horses will be judged immediately upon entering the arena, and judging will cease after the last maneuver.

- Any fault incurred prior to the commencement of a pattern will be scored accordingly.
- Any movement on his own must be considered a lack of control.
- All deviations from the exact written pattern must be considered a lack of or temporary loss of control, and therefore faulted according to severity of deviation.
- Credit will be given for smoothness, finesse, attitude, quickness and authority in performing the various maneuvers while using controlled speed.

Reining arena set up and Pattern Information

- Markers to be placed on the wall or fence of the arena as follows:
 - i) at the centre of the arena,
 - ii at least 50' from each end wall.
- All patterns are to be worked as stated, not as drawn.
- Where the Pattern designates stops to be beyond a marker, the horse should begin his stop after he passes the specified marker.

SCORING GUIDELINES FOR REINING

General

- Scoring will commence immediately upon entering the arena cease after the last maneuvers
- Any fault incurred prior to the commencement of a pattern will be scored accordingly
- Scoring will be on the basis of zero (0) to infinity, with 70 denoting an average performance
- Neither a "no score" nor a "zero (0)" score can place
- The Judge's decision is final
- While horse is in motion, the athlete's hands shall be clear of horse and saddle.

No Score (Elimination)

- Infraction of the law
- Abuse of an animal in the competition arena and/or evidence that abuse has occurred prior to or during the exhibition of a horse (blood on sides/mouth)
- Use of illegal equipment
- Use of illegal bits, bosals or curb straps
- Use of tack collars, tie downs or nosebands
- Use of whips
- Use of any attachment that alters the movement or circulation of the tail
- Failure to dismount and present horse and tack to appropriate judge

- Disrespect or misconduct by the exhibitor Judge may excuse any horse at any time while in the arena for unsafe conditions or improper exhibition pertaining to both the horse and/or the athlete.
- Closed reins are not allowed except as standard romalreins.
- Excess rein may be only straightened at a place where the horse is completely stopped as described by the pattern.

'0' SCORE

- Use of more than the index or first finger between reins
- Use of 2 hands (except snaffle bit or hackamore classes) or changing hands
- Use of romal except as outlined in rules
- Failure to complete pattern as outlined
- Performing maneuvers out of order
- Inclusion of maneuvers not specified, including but not limited to:
 1. backing more than 2 strides
 2. turning more than 90 degrees
 3. **EXCEPTION:** a complete stop in the 1st quarter of a circle after a canter departure is not to be considered an inclusion of a maneuver: a 2 point break of gait penalty will apply
- Equipment failure
- Balking or refusal of command where the pattern is delayed
- Running away or failing to guide where it becomes impossible to discern if the entry is on pattern.
- Jogging in excess of ½ circle or ½ the length of the arena
- Over spins of more than ¼ turn
- Fall to the ground by horse or athlete
- Dropping a rein that contacts the ground
- Failure to have the correct number displayed
- Failure to wear correct western attire

PENALTIES

5 Point Penalty Infractions

- Spurring in front of the cinch
- Use of either hand to install fear or praise
- Holding saddle with either hand
- Blatant disobedience including kicking, rearing, biting, bucking or striking

2 Point Penalty Infractions

- Break of gait
- Freezing up in spins or rollbacks
- On walk-in patterns, cantering prior to reaching the centre and/or failure to stop or walk before executing a canter departure.
- On run-in patterns, failure to be in a canter prior to reaching the first marker
- Horse does not completely pass the specified marker before initiating a stop position
- Jogging beyond 2 strides but less than ½ circle or ½ length of the arena

Circles, Eights, Spins, Run-Around Penalty Infractions

- For each time a horse is out of lead - 1 point penalty
- Penalty for being out of lead on a circle is accumulative. A judge will add 1 point penalty for each ¼ circle or any part thereof that the horse is out of lead.
- A delayed change of lead by one stride where the lead change is required by the pattern description – ½ point penalty
- Starting a circle at a jog - ½ point penalty
- Exiting a rollback at a jog up to 2 strides - ½ point penalty
- Over or under spinning up to 1/8 of a turn – ½ point penalty
- Over or under spinning up to ¼ turn- 1 point penalty
- Failure to be on the correct lead when rounding the end of the arena – 1/2 of the turn or less – 1 point penalty, more than 1/2 of the turn – 2 point penalty
- Failure to stay 20 feet from the wall when approaching a stop or rollback - ½ point penalty

Maneuvers

- -1 ½ extremely poor
- -1 very poor
- -1/2 poor
- 0 average/correct
- +1/2 good
- +1 very good
- +1 ½ excellent

Hierarchy of Concern

1. On Pattern
2. Correctness
3. Level of Difficulty

THE WORK**Credit**

- Authority of execution
- Smoothness
- Finesse
- Quickness
- Speed Control

Discredit

- Lack of control
- Resistance

Faults

Faults against the horse shall be scored accordingly, but not to cause disqualification:

- | | |
|---|-----------------------------------|
| (1) Opening mouth excessively when wearing bit; | (5) Anticipating signals; |
| (2) Excessive jawing, opening mouth or head raising on stop; | (6) Stumbling; |
| (3) Lack of smooth, straight stop on haunches-bouncing or sideways stop; | (7) Backing sideways; |
| (4) Refusing to change leads; | (8) Knocking over markers. |

Faults against the competitor shall be scored accordingly, but not to cause disqualification:

- (1)** Losing stirrup;
- (2)** Depending on the condition and size of arena, failure to run circles or figure eights within the markers is not considered a fault. However, failure to go beyond markers on rollbacks and stops is considered a fault.

RANCH RIDING

The purpose of the ranch riding class is to show a working horse's versatility, attitude and movement. In this class, the primary considerations are the horse's quality of movement and overall manners and responsiveness while performing the required maneuvers. The class should allow the horse to show its ability to work at a forward working speed while under the control of the rider. A horse being shown with light contact should be rewarded. Horses in this class should not have hoof paint, braided or banded manes, or tail extensions.

Each horse will work individually, performing both required and optional maneuvers:

- **Required maneuvers:** walk, jog, lope both directions and the extended jog and lope in at least one direction as well as stops, turn to change directions, and back.
- **Optional maneuvers:** side pass, turns of 360° or more, change of lead (simple or flying), walk, jog, or lope over a pole(s), or some reasonable combination for a ranch horse to perform.
- The maneuvers may be arranged in various combinations with final approval by the judge.
- Overall cadence and performance of the gaits should be those described above with emphasis on forward, free-flowing, and ground-covering movement at all gaits. Transitions where designated should be smooth/responsive.
- There is no time limit.
- A judge may utilize an existing patterns or new patterns as long as all required maneuvers are included *plus* three or more optional maneuvers and patterns must be posed a minimum of one hour before the class.
- A horse that fails to perform a required maneuver will be placed below all other horses that perform all maneuvers.
- The use of natural logs is encouraged.
- Posting at the extended trot is acceptable; touching or holding the saddle horn is also acceptable.

Scoring & Penalties

Scoring is on the basis of 0 to 100, with 70 denoting an average performance.

One point penalties:

- Too slow/per gait
- Over-bridled
- Out of frame
- Break of gait at walk or jog for two strides or less
- Split log at lope

Three point penalties:

- Break of gait at walk or jog for more than 2 strides
- Break of gait at lope
- Wrong lead or out of lead
- Draped reins

Five point penalties:

- Blatant disobedience (kicking, biting, bucking, rearing, etc.)

Zero Score:

- Willful abuse
- Major disobedience or schooling

No specific penalties will be incurred for nicks/hits on logs or over/under spins, but deduction may be made in the maneuver score.

RANCH PLEASURE

This rail class reflects the versatility, attitude and movement of a working horse. The class shows the animal's ability to work at a forward, working speed while under control. Each horse works individually performing the required movements which include the walk, trot, extended trot, lope, stop, and back.

The horse's performance should simulate a horse riding outside the confines of an arena and that of a working ranch horse. This class should show the horse's ability to work at a forward, working speed while under control by the rider. Light contact should be rewarded and horse does not have to be shown on a full drape of reins. The overall manners and responsiveness of the horse while performing the gait requirements, and the horse's quality of movement are the primary considerations.

A Ranch Pleasure and a Western Pleasure class should not be judged the same as the desired movements of the two classes is different. A Western Pleasure horse should be more collected while the Ranch Pleasure should reflect a working horse.

WESTERN SPEED DIVISION

Speed events are races. Each athlete is attempting to negotiate the course as quickly as possible. Therefore safety should be of paramount importance for both the competitor and the horse.

General

1. Competitors in any individual event should compete in the same arena, on the same day, on the same measured course, and as nearly as possible, under the same conditions.
2. The order of go of the competition shall be determined by drawing lots, or by computerized random sorting.
3. Each competitor shall be ready when called, or may be eliminated at the Judge's discretion.
4. If there is an elimination heat(s) each horse must be ridden in the main go-round by the same competitor who rode it in the elimination(s). Substitution of horses between heats is not permitted.
5. Ties will not be broken, except to determine class and Championship winners. Money will be split equally between tied entries. A coin will be flipped to determine allocation of ribbons or other awards.
6. In the event of a run off for a tie, the competitor declared the winner of a run off must re-run the pattern within two seconds of his/her original time or the run off must be re-staged.
7. Competitors must wait for direction from the ring steward, or activation of the green starting light before entering the arena or starting to run the pattern. Competitors must ensure they understand and obey all starting signals designated by the organizing officials.
8. Point accumulations for awards will accrue to horse/competitor combinations only.
9. Deliberate discarding of the helmet by the competitor, anywhere in the arena, will incur a 5 second penalty, at the judge's discretion.
10. Excessive spurring or cropping may bring elimination at the Judge's discretion. Use of any other equipment that the Judge considers too severe, or abusive striking of the horse around the head, will result in immediate elimination for that run.
11. Bats, crops, scat bats, spurs, over-&-unders, nose and eyebrow tie-downs and mechanical hackamores are permitted. The Judge, at his/her discretion, may eliminate a competitor for excessive use of a bat, crop, whip, or rope in front of the cinch.

Courses:

- The Horse Competition Committee must keep in mind that a properly prepared speed event horse will negotiate prescribed patterns correctly, at speed.
- No element of a pattern should be adjacent to a fence or wall, if avoidable, and this will "hold in" a horse that is incompletely trained.
- Each course should be measured, element to element, and from the starting line.
- Fences or walls should not be used as the starting point for measuring the course, unless the arena is too small for the standard pattern.

Timing Line:

- Poles indicating the timing line, the event officials and equipment are not part of the course and should be as unobtrusive as possible.
- Where practical, they should be outside of the arena enclosure. Otherwise, timing equipment, officials and start/finish line markers should be as close to the sides of the arena enclosure as is feasible. Barrels should not be used to mark the timing line, or to support the timing equipment.

Ground Conditions:

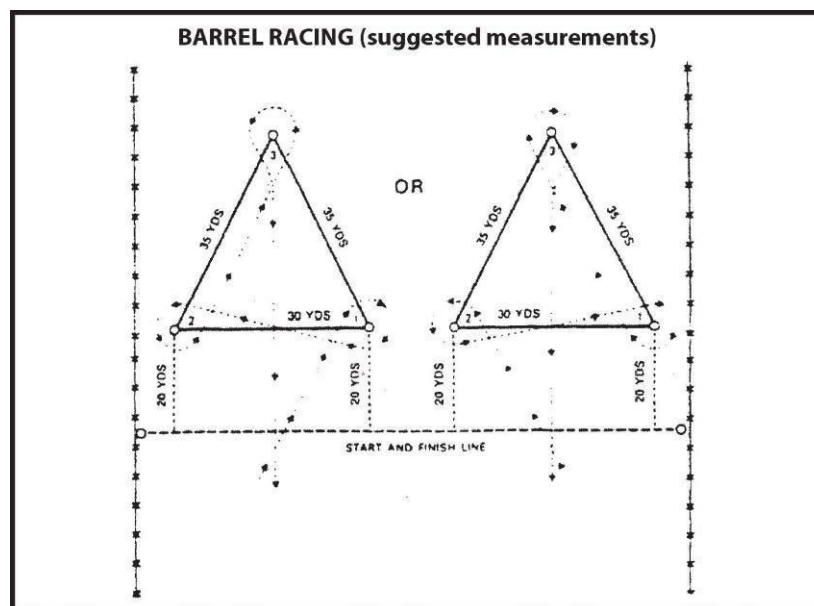
- As each competitor is attempting to negotiate the course as quickly as possible, the arena surface, therefore, must afford secure footing, at speed. If the surface is hard and/or slippery, it should be worked deeply enough to provide good footing. Any rocks, glass, sticks or other debris that might impair safety or injure the horses should be removed.
- Periodic arena grooming (rakes or drag) should be provided, where the surface is subject to excessive pitting, to give the same footing to each horse.
- Sufficient stopping distance should be provided beyond the finish line. See the individual event diagrams for recommended stopping distances.

Entry/Exit:

- A course must be arranged to set up and finish in the arena. No open gates. The minimum distance from the timing line to the end of the arena shall be 50 feet (15.24 m).
- Adequate space must remain between barrels and any obstacle. Refer to the individual event diagrams for recommended measurements.

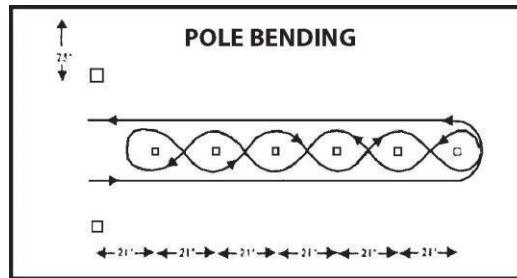
BARREL RACING

- 1 The official obstacle of Barrel Racing shall be a 45 gallon steel (200 litre) drum, with both ends closed. If the course is too large for the available space the pattern should be reduced five (5) yards at a time until the pattern fits the arena. Rusty or damaged barrels that might provide a hazard for horses or athletes must not be used. No padding, or a tire, which might change the diameter, height or balance of the barrels, may be used.
- 2 Knocking over a barrel carries a five second penalty. Failure to follow course shall cause disqualification. A competitor may touch the barrel with his or her hands in barrel racing.



POLE BENDING

- 1 The official Pole Bending course is indicated in the diagram. The poles are placed on the centre line of the arena, starting 21 feet (6.4 m) from the timing line, with each successive pole a further 21 feet from the timing line. The position of each pole must be precisely marked or measured so the course can be restored exactly after knockdowns. Poles must always line up exactly.
- 2 The course may be run starting to the left or the right of the pattern, following the line of travel indicated on the diagram.
- 3 The course must start and finish inside the arena.
- 4 Failure to follow the correct course shall cause a disqualification.
- 5 Poles may be touched, but may not be held, carried, or relocated by competitors.
- 6 A 5-second penalty shall be assessed for each pole knocked down.



SHOWMANSHIP CLASSES

General

In these classes, only the competitor is judged on their way of handling the horse. It is their skill that is being assessed and judged and not that of the horse. This Division allocates points to the athlete only.

An athlete will not receive points for more than one entry in any given class at a competition.

1. The Showmanship class shall be judged strictly on the exhibitor's ability to fit and show a horse at halter. The horse is merely a prop to demonstrate the ability and preparation of the exhibitor. The ideal showmanship performance consists of a poised, confident, neatly attired exhibitor leading a well groomed and conditioned horse that quickly and efficiently performs the requested pattern with promptness, smoothness, and precision. The showmanship class is not another halter class and should not be judged as such.
2. It is mandatory that the judge post any patterns to be worked at least one hour prior to the commencement of the class; however, if the judge requires additional work of exhibitors for consideration of final placing, the finals pattern may not be posted. Patterns should be designed to test the showman's ability to effectively present a horse to the judge. All ties will be broken at the judge's discretion.
3. For the purpose of the Scotia Series Circuit, competitors in showmanship classes may be dressed in either Western or English attire. If in English attire, horse may be in either bridle or halter.
4. Exhibitors are to be scored from 0 to 20 with ½ point increments acceptable. Ten points should be allocated toward the overall appearance of the exhibitor and the horse and 10 points allocated toward performance.
5. Faults can be classified as minor, major or severe. The judge will determine the appropriate classification of fault based upon the degree and/or frequency of the infraction. A minor fault will result in a ½ to 4 point deduction from the exhibitor's score. A major fault will result in a deduction of 4 ½ points or more from the exhibitors score. An exhibitor that incurs a severe fault avoids elimination, but should be placed below all other exhibitors that complete the pattern correctly. A minor fault can become a major fault and a major fault can become a severe fault when the degree and/or frequency of the infraction(s) merits.

a) *Faults in overall Appearance of Exhibitor and Horse include:*

- Poorly groomed, conditioned or trimmed horse
- Dirty, ragged, or poorly or ill-fitted halter or lead
- Poor or improper position of exhibitor
- Excessively stiff, artificial or unnatural movement around horse or when leading
- Continuous holding of the chain portion of the lead, or lead shank tightly coiled around hand or dragging the ground

- Changing hands or placing both hands on the lead except when preparing to show the horse's teeth.
- b) Faults of the Performance include:*
- Drifting of horse while being led
 - Horse stopping crooked or dropping a hip out when stopping, setting up, or standing
 - Backing, leading, or turning sluggishly or crooked
 - Horse not set up squarely or excessive time required to set up
 - Failure to maintain a pivot foot during turns or stepping behind right front leg with left front leg when turning to the right.
 - Horse holding head and/or neck crooked when leading, stopping, or backing
 - Failure to perform maneuvers at designated markers, but horse is on pattern.
- c) Severe Faults of the Overall Appearance of Exhibitor and Horse: (avoids disqualification but should be placed below others that do not incur a severe fault) include:*
- Leading on the off or right side of the horse
 - Complete failure to move around horse by exhibitor and obstructing judge's view.
 - Exhibitor touching the horse or kicking or pointing their feet at the horse's feet during set up
 - Standing directly in front of the horse
 - Exhibitor wearing spurs or chaps.
- d) Severe Fault of the Performance (avoids disqualification but should be placed below others that do not incur a severe fault) includes:*
- Omission or addition of maneuvers
 - Knocking over a cone
 - Working on the wrong side of the cones
 - Sever disobedience including rearing or pawing, horse kicking at other horse, exhibitors or judge, or horse continuously circling the exhibitor.
- e) Disqualification (shall not be placed) includes:*
- Loss of control of horse that endangers exhibitor, other horses or exhibitors, or judge including the horse escaping from the exhibitor
 - Failure of exhibitor to wear correct number in a visible manner
 - Willful abuse
 - Excessive schooling or training, or use of artificial aids.

ENGLISH FLAT DIVISION

General

The Flat division has been created to show the versatility of a horse or pony on the flat. Horses or ponies in this division may be of any breed or combination of breeds, and must have natural action (not high and/ or weighted).

English Pleasure

- English Pleasure horses to be judged: 45% quality of movement; 40% manners; 15% conformation.
- To be shown at a walk, trot and canter (not gallop) both ways of the ring.
- An English Pleasure horse should exhibit a proper rhythm at each gait with quality of movement and consistency of gait being of major importance.
- They should move with strides that cover the ground with ease.
- Transitions should be responsive and smooth.

Road Hack

In Road Hack the most important judging criteria is PERFORMANCE which makes up 55% of the score followed by substance at 20%, conformation 15%, and manners 10%.

Class Routine and Judging:

- Horses to enter the ring at a walk.
- To be shown at a flat-footed walk trot, strong trot, easy canter and hand gallop. (not more than 8 horses to gallop at one time)
- To be shown in both directions
- Horses may also, at the discretion of the judge, be asked to halt with immobility.

English Equitation On The Flat

General

In this class, it is the athlete's skill that is being assessed and judged (not the horse). This Division allocates points to the athlete only. An athlete will not receive points for more than one entry in any given class at a competition. Because the class can be run in different methods depending on if your judge is a breed judge or from another discipline, Judges and Competition Organizers should discuss the style of the class and competitors are to be notified of the class routine. It is recommended that the class be run with Rail Work first followed by a minimum of the top four performing an individual test/pattern.

Judging & Class Routine

- Athletes will be judged on seat, hands and legs, and their ability to control and show their horse.
- For the rail portion, the class should proceed at least once around the ring at each gait – walk, trot and canter – and on command will reverse and repeat.
- For the individual test portion of the class, competitors will perform individual tests or a pattern at the judge's discretion. These tests may include:
 - Rein back
 - Figure 8 at a trot, demonstrating change of diagonals
 - Extended trot or medium trot
 - Turn on the haunches
 - Change of leads on a straight line down the center line with a simple change through the trot or walk
 - Counter canter
- If using a pattern:
 - Competitors who are off pattern should receive deductions and need not be eliminated from the class but may be eliminated at the judge's discretion.
 - The pattern must be posted at least an hour before the class or provided in the competitor information package.

Hunter Pattern Poles

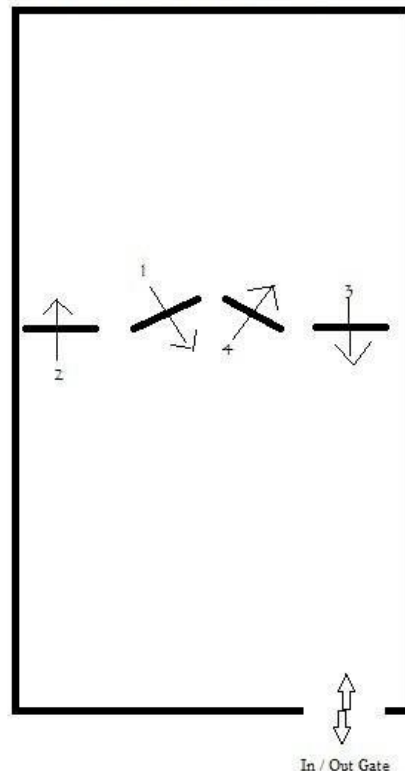
General

- The objective of this class is to introduce athletes (equine and human) to the requirements of independent riding over courses
- A course of 4 - 8 poles (example of a 4 fence course illustrated) set out in a typical figure eight Hunter pattern to be ridden at a trot or canter as long as control is maintained.
- Course shall allow the athlete to demonstrate both canter leads at least once per lead while on course.
- Conventional hunter style standards or wings shall be placed on either end of the poles.
- Jump cups must be removed from the wings or standards
- No brush or natural filler shall be used over or around the poles but may be placed around the wings or standards if appropriate.
- Poles should be of the octagonal variety to avoid the potential of rolling.

Judging

- Judging shall be 40% athlete - based on position, accuracy and effectiveness
- 60% horse performance - based on conventional hunter scoring including regularity of pace, way of going, smoothness of transitions, forward pace and correctness of canter leads. There is no consideration of striding or distance between poles.
- An athlete going off course or a fall of either horse or athlete shall constitute elimination

Example of a Basic 4 Fence / Effort Hunter or Equitation Course (to be used at the discretion of officials)



HUNTER DIVISION

General

- A Hunter should display good jumping form and be calm and confident while doing so.
- The horse should move with a steady rhythmic canter between the fences and jump the fence in a manner that appears to flow.
- The pace should be even throughout the course and the horse should adjust its leads accordingly.
- A well-executed change through trot will not be penalized.
- The horse should meet the fence squarely and jump in the center of the obstacle.
- A Hunter should be relaxed but show a willing and alert attitude.
- It should remain calm on its approach to the jump and continue on course quietly after landing.
- A good Hunter completes the course with rhythm, balance and style in a manner that is comfortable and safe.

Hunter Courses

- A competition must use approved officials when setting 'over fences' classes at a competition. Please see the Officials Section for more information.
- A Hunter course should typically consist of 8-10 obstacles.
- The course should be simple and inviting and should include verticals, oxers, gates and fences with natural 'fill' such as brush and flowers.
- Fences should simulate those found in a field, such as natural looking rails, brush, walls and coops.
- The fences should be natural colors such as brown, green, beige and white.
- Solid fences with lots of fill and a well-defined ground line are easier to jump. Jumps with spread (oxers) must have the back rail higher than the front.
- The height of the fences should not exceed that listed for the class.
- For example, if it is a 2'6" Hunter class, the back rail of the oxe must not exceed that height.

Conduct of Hunter Over Fences Class

- Hunter courses must be clearly posted, at least one hour prior to the start time of the over fences classes.
- Horses are shown, one at a time, over a course of hunter style obstacles.
- A performance starts when the horse enters the ring, and ends when it leaves.
- Encourage the use of back to back rounds in groups of 3-4.

Judging

- A hunter is judged on movement, manners, jumping style/performance and hunting soundness.

Manners

- A Hunter should display an alert and willing attitude.
- It should be relaxed and responsive to invisible signals from its competitor.
- It should present an overall appearance of being easy to ride.
- The horse should be obedient to light hand and leg cues. Transitions should be smooth and on cue.

Scoring

- Horses will be credited for maintaining an even hunting pace while covering the ground with free flowing strides.
- Preference will be given to horses that meet the fence squarely, at the center of the fence, and jump with correct jumping style.
- Circling once upon entering the ring and once before leaving is permitted.
- Horses shall be rewarded for entering and exiting the ring at a relaxed walk.
- Horses will be penalized for unsafe jumping and bad form, whether or not they touch the fence.
- Twisting, incorrect leads and cross-cantering will be penalized.

- Leaving out a stride is considered dangerous and will be heavily penalized. A controlled well executed approach to the jump is more important than the number of related strides at this level.
- Excessive use of the whip will result in elimination.
- Refusals and knockdowns generally results in 4 faults per occurrence.
- An obstacle is considered knocked down when the height is lowered by the horse or competitor through contact with the rail or standard.

Disobediences

Refusal

- Occurs when a horse stops in front of an obstacle (whether or not it is knocked down).
- If the horse is moved toward the obstacle but does not attempt to jump, it is considered another refusal.

Run-out

- Occurs when a horse evades or passes the obstacle to bejumped.

Loss of forward movement

- Occurs when a horse fails to maintain the trot or canter after beginning the course.

Unnecessary circling on course

- Occurs when a competitor circles his/her horse in such a manner that its original track between two consecutive obstacles (anywhere on course) is crossed.
- The exception to this is if the horse is retaking an obstacle after a refusal or run-out.

Elimination

- Two disobediences including refusal, stop, run-out, or extra circle.
- Bolting from the arena.
- Off course.
- Jumping an obstacle before it is reset.
- Fall of horse and/or competitor. A horse is considered to have fallen when shoulder and haunch on the same side touch the ground. Competitor may not remount.
- Deliberately addressing an obstacle.
- Excessive use of whip
- Incorrect tack

*As this is a learning to compete level of competition, the competition organizer and/or judge may allow a competitor who is eliminated to continue on the course if the competitor and horse are safe and time allows.

HUNTER UNDER SADDLE CLASS

General

- Hunter under saddle classes must not be the first class of a hunter division.
- The horse must be judged over fences before the flat portion of that division.

Class Routine

- Horses from a particular hunter division will show together in the flat portion.
- They will be shown at a walk, trot and canter, both ways of the ring.
- Cross rail athletes should not be requested to canter.

Judging/Scoring

- Horses are to be judged on their performance, condition and conformation.
- They should possess the same quality of movement as described for a good hunter.
- A flowing, balanced performance that shows rhythm and willingness shall be given maximum credit.
- Transitions should be smooth and responsive.

HUNT SEAT EQUITATION OVER FENCES

General

- In these classes, the competitor is judged on their ability. It is their skill over a course of fences that is being judged and not that of the horse. This Division allocates points to the athlete (rider) only.
- Competition organizers have the discretion to determine an appropriate course length and maximum heights based on the needs of their competitors. However, allocated heights must be indicated in competition prize list.
- Equitation over fences to be judged over a Hunter type course of 6-8 fences with at least one change of direction.
- Distances and courses will not be altered for novices.

Tack and equipment requirements shall be as per the Hunter over fences division

JUMPER DIVISION

General

- A jumper is scored on performance.
- Classes are offered by height divisions.
- Please see eligible classes for year-end award qualification.
- Scotia Series jumper divisions are classified according to the maximum height of the fences to be jumped.
- A jumper competition is a timed event and will be set to run in either an indoor or outdoor arena.
- The competitor will test his/her horsemanship skills by jumping a series of obstacles that allow him/her to demonstrate the freedom, energy and obedience of their horse.
- The obstacles in a Scotia Series competition should be set so that they are simple and yet provide enough challenge to adequately test the horse's jumping skill.
- Jumper fences are typically more airy than hunter fences and provide less of a groundline.
- The rails and standards are often brightly coloured and the jumps may vary in width (some being narrow). Courses may vary in their degree of difficulty by changing how a fence is built, whether it is a vertical or an oxer, or where the fences are in relation to the in-gate.
- The slope and shape of the ring may also influence the degree of difficulty within a course.

Conduct of a Jumper Class

- The course must be posted at least 1 hour before the start of the class.
- The 'order-of-go' must be posted at least 30 minutes before the start of the class.
- Where a competitor has more than one horse in the class, the order of go should provide at least five horses between the competitor's horses. The other horses will be moved up in order to satisfy this rule. Time limit is equal to twice the time allowed.
- Electronic timing should be used if possible. At least one (back-up) timer with a stopwatch must record every jumper round.
- Without electronic timing, two timers are preferable, averaging the times for the official time.
- Late and post entries go first in a class when they are accepted after the Order of Go is drawn.
- The judge's whistle signals the start of a round, after which the horse has 60 seconds to cross the starting line or face elimination.
- Flags are used on the jumps to indicate the approach to be taken.
- Red flags indicate the right hand side and white flags the left hand side of the jumps.
- Jumps should be numbered at the base.

Jump Off

- Those competitors who are in equal first place after one round of the same competition may take part in a jump off.
- The order of starting in the jump off must remain the same as the order of starting for the original round. The jump off must be conducted under the same rules and table as the original class.

PC Table A PENALTIES

- Obstacle and time penalty scores are added together to give the competitor a score for the round.
- Time may be used as a deciding factor to separate equality for first place and/ or lower places according to the specifications given for the competition.

First disobedience.....	4
Obstacle knocked down while jumping	4
One or more feet in water jump or on lathe.	4
First fall of horse or competitor or both in class.....	Elimination
Refusal, plus knocking down an obstacle.....	4 penalties + time correction
Second disobedience.....	Elimination
Exceeding time allowed...1 penalty for every 4 second Interval (or started interval) over the time allowed Exceeding the time allowed in jump off.....	1 penalty for each second
Exceeding the time limit.....	Elimination

- Penalties for disobediences accumulate not just at the same obstacle but throughout the entire round.

Knockdowns

- An obstacle is considered knocked down when the height is lowered by the horse or competitor through contact with a rail or standard.

Disobediences Refusal

- Occurs when a horse stops in front of an obstacle (whether or not it is knocked down).
- If the horse is moved toward the obstacle but does not attempt to jump, it is considered another refusal.

Run-out

- Occurs when a horse evades or passes the obstacle to be jumped.

Loss of forward movement

- Occurs when a horse fails to maintain the trot or canter after beginning the course.

Unnecessary circling on course

- Occurs when a competitor circles his/her horse in such a manner that its original track between two consecutive obstacles (anywhere on course) is crossed.
- The exception to this is if the horse is retaking an obstacle after a refusal or run-out.

Elimination

- Two disobediences including refusal, stop, run-out, or extra circle.
- Bolting from the arena.
- Off course.
- Jumping an obstacle before it is reset.
- Fall of horse and/or competitor. A horse is considered to have fallen when shoulder and haunch on the same side touch the ground. Competitor may not remount.
- Deliberately addressing an obstacle.
- Failure to start the course within 60 sec. of bell or whistle.
- Starting (or continuing) on course before the signal to proceed.
- Jumping an obstacle before crossing the start line.
- Leaving the arena before finishing the course.

*As this is a learning to compete level of competition, the competition organizer and/or judge may allow a competitor who is eliminated to continue on the course if the competitor and horse are safe and time allows.

DRESSAGE DIVISION

General

- Dressage is an exhibition of riding in which the horse is controlled in certain maneuvers by very slight movement of the competitor's hands, legs and weight in the saddle.
- The FEI (Federation Equestrian Internationale) rules describe dressage as; "the development of the horse into a happy athlete through harmonious education. As a result, it makes the horse calm, supple, loose and flexible, but also confident, attentive and keen, thus achieving perfect understanding with his competitor."
- Dressage is shown at specific levels. These levels are progressively more challenging and reflect the development of the horse and competitor's skills and abilities.
- The tests ridden in competition measure the horse and competitor's schooling and correctness and are scored accordingly. Each level has a specified format which is stated on the test form. Each movement within the test is described and the elements to be performed are outlined.

Tests

- Scotia Series competitions will use Equestrian Canada (EC) Dressage Tests.
- Scotia Series competitions as a provincially sanctioned competition will for 2020 use the EC Dressage Tests up to and including Fourth Level. Dressage tests are available on the EC website (www.equinecanada.ca).
- A competitor may enter only two consecutive levels at any competition. A horse may not be ridden in more than 4 tests per day.

PURPOSE OF LEVELS / DRESSAGE TESTS - At all times the training should be in compliance with the training scale, the basis of which is three pure gaits.

a) Training Level – The purpose of training level is to confirm that the horse’s muscles are supple and loose and that it moves freely forward in a clear and steady rhythm, accepting contact with the bit. The balance need only be level, but not on the forehand.

b) First Level – The purpose of First Level is to confirm that the horse, in addition to the requirements of Training Level, has developed the ability to lengthen the stride at the trot without losing rhythm or tempo. The balance need only be level but not on the forehand. A more consistent contact with the bit should be maintained.

c) Second Level – From this level on, the horse must be reliably on the bit. The purpose of Second Level is to confirm that the horse, having developed the requirements of First Level, now shows that through additional training it accepts more weight on the hindquarters (collection) and can elevate the forehand sufficiently to execute balanced medium gaits and transitions. Self-carriage is required. Turns on haunches through walk, simple changes (through walk), and lateral movements are an integral part of the development within this level.

○ The use of two-way communication devices in the competition arena is prohibited. Scoring

10 – Excellent 9 – Very Good 8 – Good 7 – Fairly Good 6 – Satisfactory

5 – Sufficient 4 – Insufficient 3 – Fairly Bad 2 – Bad 1 – Very Bad 0 – Not

Performed

The collective marks are based on:

- The freedom and regularity of the horse’s movement (gaits)
- The horse’s desire to move forward with elasticity of steps and roundness (impulsion)
- The horse’s attention and confidence, harmony with the competitor, lightness of movement and acceptance of the bit (submission)
- The competitor’s correctness and effectiveness of aids
- The Competitor’s position and seat
- Harmony between competitor and horse

Elimination

An entry shall be eliminated under the following circumstances:

- Taking more than 45 seconds to enter the arena at A after the start signal
- evidence of blood on the horse
- use of illegal equipment
- contravention of dress rules
- unauthorized assistance
- three errors of course
- fall of horse or competitor during the test
- dangerous/unruly behavior of horse
- all four feet of the horse leave the arena
- dismounting during a dressage test
- prolonged resistance of more than 45 seconds or when judge considers the resistance to pose a safety risk to horse or athlete
- lameness.
- Judges decision is final with no appeal.

Arena

- Dressage is performed in an arena with a set of letters that designate where movements are to be executed.
- The arena must be flat and level.
- The arena size may be 20m x 40m or 20m X 60m for Training Level. First Level through Fourth levels must be ridden in 20m x 60m arena.

- The arena should be separated from the public by a distance of 15 meters surrounding the arena if possible. It is recommended the competition arena should be separated from the public by a minimum distance of 10 meters for outdoor rings and 5 meters for indoor rings.
- The arena itself should be surrounded by a low fence about 0.30 meters high. The part of the fence at “A” should be easy to remove to allow the competitor in and out of the arena in a suitable way. The rails of the fence should be such to prevent the horse’s hooves from entering.
- The letter markers outside the ring enclosure should be placed about 0.50 meters from the fence and clearly marked. It is desirable to put a special mark on the inside of the fence itself, level with and in addition to the letter concerned. The part of the fence at A may remain open once the competitor has entered the ring. The decision to leave the part of fence at A opened or closed must be a decision for the entire class as the conditions must be the same for all competitors in a class. The letter A must be placed at least 5 meters away from the arena and a distance of up to 15 meters is permitted.
- Arena fence conditions must be the same for all competitors in a class.
- The judge and scribe must have an appropriate seat and table that is raised if possible to give him/her a good view of the arena.

WESTERN STYLE DRESSAGE

The Scotia Series will use the Western Style Dressage Association of Canada’s Patterns.

The Western Dressage horse is a pleasure to ride, and works in harmony with the competitor, is calm, supple, loose, balanced and flexible. The horse is also confident and willing to perform the correct basics with little effort.

Introductory - the horse demonstrates correct basics, rhythm, balance and straightness moving forward freely with some connection to the aids.

Basic Tests – the basic level horse has increased balance and activity of the hind quarters to achieve improved connection and softness.

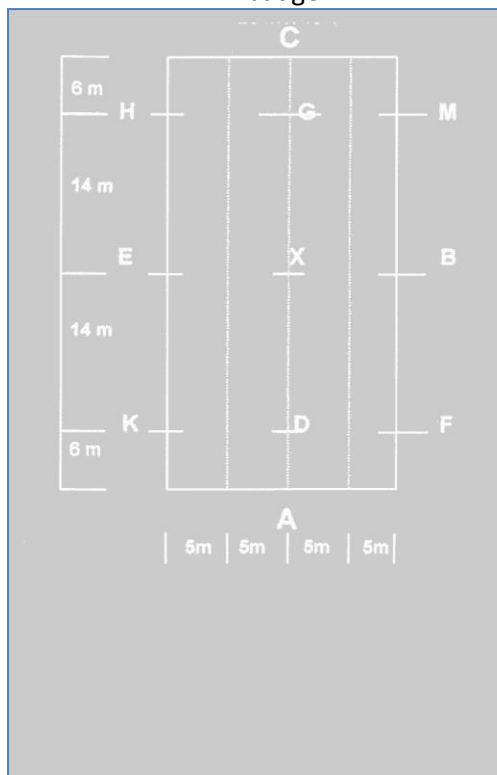
Level 1 – the horse demonstrates a greater degree of suppleness, balance, straightness and self-carriage and engagement of the hind quarters.

Level 2- increased engagement is demonstrated, especially in the lengthened jog and lope.

The horse demonstrates transitions between collected and lengthened gaits as well as a greater degree of straightness, bending, suppleness, balance and self-carriage.

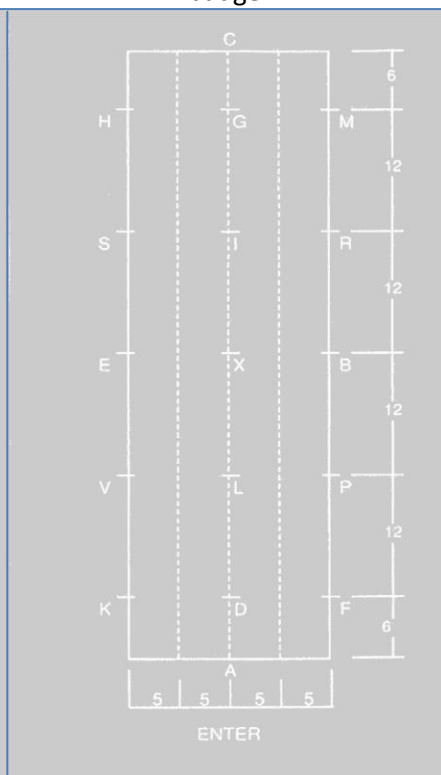
Small Dressage Arena
20m X 40m

Judge



Standard Dressage Arena
20m X 60 m

Judge



PLEASURE DRIVING DIVISION

(All classes in this division are open to a single horse hitched to a cart)

- All persons involved in the competition should keep safety foremost in their minds. Having the horse under control at all times not only is a safeguard for an athlete and passengers, but for everyone present and involved.
- In the case of an accident, the judge or management may require a safety inspection of the vehicle and/or harness involved before allowing either to be used in succeeding classes.
- It is the responsibility of each athlete to insure the harness & vehicle are in good repair and structurally sound.
- Athletes should strive to maintain a safe distance from other vehicles both during the competition and in the warm up and parking areas.
- All rules of the road should be observed unless uniformed officials direct otherwise.
- Bridles should be adjusted to fit snugly to prevent catching on a vehicle or other pieces of harness and under no conditions shall a bridle be removed from a horse while it is still put to a vehicle. Failure to comply will incur elimination.
- The horse must never be left unattended while put to a vehicle. Failure to comply will result in elimination.
- At the discretion of the competition management one header per athlete may be utilized to ensure the safety of the exhibitors and spectators. Headers must be properly attired.
- Junior athletes must have a header. Headers will ride with the athlete during the work portion and position themselves at the horse's head in the lineup. Headers should stand at the front and to the left of the horse's head. Headers are to stand still and not touch or interfere with the horse unless it becomes necessary to restrain the horse for safety reasons. If restraint is required prior to the completion of judging, the entry may be penalized.
- The NSEF encourages the use of protective headgear.
- All competitors must wear a ASTM/SEI or BSI/BS EN safety approved headgear while participating in any event sanctioned by the NSEF. Please see the Helmet Policy (Competition Rule #5) regarding helmet requirements.

Style of Driving

- Either the one or two hand method of driving is acceptable.
- The athlete should be seated comfortably on the box so as to be relaxed and effective. The elbows and arms should be close to the body with an allowing, but steady hand enabling a consistent "feel" with the horse's mouth.
- Athletes should not be penalized or rewarded for using one style over another. In a reinsmanship class, in order to evaluate an athlete's versatility, the judge may request an appropriate test involving driving with one hand.

Use of Whip

- An appropriate driving whip shall be carried in hand at all times while driving.
- Failure to carry a whip in hand incurs penalties.
- The whip salute is used to acknowledge the judge at the start and finish of an individual test.

Outside Assistance

- Only the athlete may handle the reins, whip, or brake during a competition. Failure to comply will incur elimination.
- No change of athlete is permitted.
- Athletes receiving outside assistance after the judging has begun will be eliminated at the judge's discretion unless that assistance has been specifically allowed.

Dress

- Athletes should be dressed conservatively according to the style of the present day. Period costumes or gaudy trappings are discouraged.
- Dress for the athletes should conform to the type of turnout.
- Men should wear a coat or jacket while appearing in any class unless excused from doing so by the judge and/or competition management.
- Women should wear a conservative dress, tailored suit, or slacks.

- The athlete shall wear an ASTM/SEI or BSI/BS EN approved helmet and gloves. Please see the Helmet Policy (Competition Rule #5)

The Horse(s)

- A horse may be of any breed or type, colour or size as long as it is capable of performing the gaits required.
- Braiding of the mane is optional.
- If shod, it should be suitable for pleasure driving.
- Bits: Snaffle and other types of traditional driving bits are allowed. Burr, gag and twisted wire bits of any type are not permitted.

Gaits

- **WALK:** A free, regular and unconstrained walk of moderate extension is required. The horses should walk energetically, but calmly, with even and determined pace.
- **SLOW TROT:** The horse should maintain forward impulsion while showing submission to the bit. The trot is slower and more collected, but not to the degree required in the dressage collected trot. However the horse should indicate willingness to be driven on the bit while maintaining a steady rhythm.
- **WORKING TROT:** This is the pace between the strong and the slow trot and more round than the strongtrot. The horses go forward freely and straight, engaging the hind legs with good hock action; on a taut, but light, rein; the position being balanced and unconstrained. The steps should be even. The hind feet touch the ground in the foot prints of the fore feet.
- **STRONG TROT (“Trot On”):** This is a clear, but not excessive, increase in pace and lengthening of stride while remaining well balanced and showing appropriate lateral flexion on turns. Light contact to be maintained. Excessive speed will be penalized.
- **HALT:** Horses and vehicle should be brought to a complete square stop without abruptness or veering. At the halt, horses should stand attentive, motionless and straight with the weight evenly distributed over all four legs and be ready to move off at the slightest indication from the athlete.
- **REIN BACK:** A backward movement in which the legs are raised and set down simultaneously in diagonal pairs with the hind legs remaining well in line. a) The horse must move backward at least four steps in an unhurried manner with head flexed and straight, pushing the carriage back evenly in a straight line. and b) move forward willingly to former position using the same quiet aids.

CLASSES

Turnout Class

- A pleasure driving class consists of entries that are primarily judged primarily on the performance and quality of each turnout.
- To be shown both ways of the arena at a walk, slow trot, working trot, and strong trot.
- To stand quietly and to rein back.
- Entries may be chosen for a workout and are to be worked both ways of the arena at any gait requested by the judge, and may be asked to execute a figure of eight and/or perform other appropriate tests.

To be judged:

- 40% on performance, manners and way of going
- 30% on the condition fit and appropriateness of harness/vehicle
- 15% on neatness and appropriateness of attire
- 15% on overall impression.

Working Class

- A pleasure driving class consists of competitors who are primarily judged on the suitability of the horse to provide a pleasant drive.
- To be shown both ways of the arena at a walk, slow trot, working trot and strong trot.
- To stand quietly, both on the rail and while lined up, and to rein back.
- All entries chosen for a workout may be worked both ways of the arena at any gait requested by the judge and may be asked to execute a figure of eight.

To be judged:

- 70% on performance, manners and way of going of horse
- 20% on the condition and fit of harness and vehicle
- 10% on neatness of attire.

Reinsmanship (i.e. A Driving Equitation Class)

- A Pleasure driving class consists of competitors who are primarily judged on the ability and skill of the athlete.

To be judged:

75% on athletes handling of the reins and whip, his/her control, posture and overall appearance
25% on the condition of the harness, vehicle, and neatness of attire

Obstacle Driving

- This is a timed event.
- Wire wheeled vehicles will not be permitted unless Competition Committee is satisfied the vehicle is safe.
- To be driven over a prescribed course of obstacles.
- The number of obstacles is to be proportionate to the dimensions of the driving area.
- Not to exceed 20 obstacles.
- After passing the starting line, the competitor shall proceed through each obstacle in order to the designated finish line.
- Placings are determined on the manner of the horse's performance through the course.
- The course may consist of individual (paired) cones or other type of markers (rails, fence panels, barrels, etc.).
- A course diagram must be posted at least one hour before the start of the class.

MARITIME BRED AWARD

General

- English or Western Tack – 40% Performance, 60% Conformation
- Competitors will be required to walk, trot/jog, and canter/lope both ways of the ring
- The horse may be stripped for conformation



Scotia Series
Date Approval Application
(Please complete a separate form for each competition)

<p>Competition Contact Information</p> <p>Name: _____ Role: _____</p> <p>Mailing Address: _____</p> <p>Phone: _____ Alternate Phone: _____</p> <p>Email: _____</p> <p>Contact Display: By checking this box <input type="checkbox"/>, I hereby give my consent to have my contact information published on NSEF website.</p>
<p>Existing 2020 Scotia Series Sanctioned Competition (if received by December 1st 2020)</p> <p>We wish to remain with the current competition date of _____</p> <p>We wish to request a change in our competition date from _____ to:</p> <p>1st Date Choice: _____</p> <p>2nd Date Choice: _____</p> <p>3rd Date Choice: _____</p>
<p>New 2020/2021 Scotia Series Competition: (processed beginning December 15th of the previous year, upon receipt)</p> <p>1st Date Choice: _____</p> <p>2nd Date Choice: _____</p> <p>3rd Date Choice: _____</p>

Please adhere to application deadline dates and submit to the NSEF via:

Email - nsefprograms@sportnovascotia.ca

Fax - 902-425-5606 or

**Mail - Nova Scotia Equestrian Federation
5516 Spring Garden Road, 4th Floor
Halifax, NS B3J 1G6**

More information on this and other NSEF programs and services can be found at www.horsenovascotia.ca

General Competition Information

Competition Name: _____ Date of Event: _____

Competition Insurance Provider: _____

(The Horse Competition Certificate of Insurance must be provided a minimum of 30 days prior to event date. NSEF must be named as additional insured. See Guidelines for more information)

Officials:

Judge's name: _____ Judge's Qualifications: _____

Risk Management Coordinator: _____

Course Designer (Over fences Courses only) _____

Person Responsible for the Competition (must be a current NSEF Member)

Name of Person Responsible (printed): _____

I acknowledge that I am responsible for the competition and the competition will abide by the Scotia Series Rules and the aims/objectives of the NSEF.

Signature: _____

In addition to this application, the following items must be submitted 30 days prior to the competition:

- \$30 Application Fee (made payable to: NSEF) - separate \$200 bond cheque* (made payable to: NSEF)
- Prize List or Competitor Information document - Certificate of Insurance

*The bond cheque will be held until NSEF has received results and competitors' fees. Please date as of the competition date.

Competition Contact – If there have been any changes to the contact information please let the NSEF know ASAP. Otherwise all correspondence will be sent to the Competition Contact on file. Membership Verification will be set up via the competition contact's online account (need internet access) unless otherwise discussed with the NSEF Office.

Results Template: Electronically (preferred) or Will Submit Hardcopy

Classes offered at the competition: (Please check all that apply to your competition)

Western Performance Division:

- JUNIOR CLASSES Western Pleasure Trail Horsemanship Reining Ranch Pleasure (Rail) Ranch Riding (Pattern)
 SENIOR CLASSES Western Pleasure Trail Horsemanship Reining Ranch Pleasure (Rail) Ranch Riding (Pattern)

English Flat Division

- JUNIOR CLASSES English Pleasure Road Hack Equitation on the Flat Hunter Pattern Poles
 SENIOR CLASSES English Pleasure Road Hack Equitation on the Flat Hunter Pattern Poles

Western Speed Division: JUNIOR CLASSES Barrels Poles SENIOR CLASSES Barrels Poles

Showmanship at Halter (Western or English Attire) Showmanship Senior Showmanship Junior

Hunter Division (Over Fences and Under Saddle) Cross Rail 18" 2'0" 2'3" 2'6" 2'9" 3'0"

Hunt Seat Equitation Over Fences Division (Open) 2'0" 2'3" 2'6" 2'9" 3'0"

Jumper Division 0.70 m (2'3") 0.75 m (2'6") 0.85 m (2'9") 0.90 m (3'0") 1.00 m (3'3")

Dressage Division Introductory Training Level First Level Second Level Third Level Fourth Level
 Para Dressage Open Western Style Dressage Open (test of Choice)

Pleasure Driving Division
 HORSE Turnout Working Reinsmanship Obstacle Driving
 PONY Turnout Working Reinsmanship Obstacle Driving
 MINIATURE Turnout Working Reinsmanship Obstacle Driving

Select Divisions Western Division Western Pleasure Trail Showmanship Western Horsemanship Ranch Riding
 English Division English Pleasure English Equitation Road Hack Hunter Pattern Poles

Walk/Trot/Jog Division SENIOR JUNIOR SMALL FRY GREEN HORSE
 Pleasure Trail Showmanship Equitation Hunter Pattern Poles

Maritime Bred - (English or Western Attire) Maritime Bred

**HORSE SHOW/EVENT
CERTIFICATE OF INSURANCE**

NAMED INSURED:

ADDRESS OF INSURED:

POSTAL CODE:

INSURANCE COMPANY:

CONTRACT #

EFFECTIVE FROM

(mm/dd/yy) **12:01am** TO

(mm/dd/yy) **12:01am**

POLICY NUMBER:

GENERAL LIABILITY

Limit of Liability per Horse Competition or Event - _____ Per Occurrence (Minimum \$2,000,000) Policy

Includes all of the following extensions:

() Broad Form Property Damage

() Bodily Injury including Participants - Limit per Horse Competitiion or event \$ _____

() Cross Liability

() Non-owned Automobile

() Tenants Legal Liability - Limit _____.

(Not applicable if the property is owned by the legal entity receiving competition sanction)

() Additional Insureds with respect to Liability arising out of the operations of the named Insured are:
OFFICIALS, STEWARDS, JUDGES, COURSE DESIGNERS, VOLUNTEERS,
AND **Nova Scotia Equestrian Federation**.

() Waiver of subrogation clause against OFFICIALS, JUDGES, and COURSE
DESIGNERS. AND **Nova Scotia Equestrian Federation**

THIS IS TO CERTIFY THAT THE POLICY OR CERTIFICATE (INCLUDING ENDORSEMENTS) OF INSURANCE, AS DESCRIBED ABOVE, HAS BEEN ISSUED BY THE INSURER AND/OR UNDERSIGNED TO THE NAMED INSURED ABOVE AND IS IN FULL FORCE AT THIS TIME. IF CANCELLED OR CHANGED IN ANY MANNER, FOR ANY REASON, DURING THE PERIOD OF COVERAGE AS STATED HEREIN SO AS TO AFFECT THIS CERTIFICATE, FIFTEEN (15) DAYS PRIOR WRITTEN NOTICE WILL BE GIVEN BY THIS INSURANCE COMPANY TO **NOVA SCOTIA EQUESTRIAN FEDERATION – 5516 Spring Garden Rd. 4th Floor Halifax, NS B3J 1G0**

DATED THIS _____ DAY OF _____ AT _____, CANADA

BY AUTHORIZED AGENT : _____
(Signature of Broker, Agent, or authorised representative)

NAME OF BROKER:

ADDRESS OF BROKER:

EMAIL:



Nova Scotia Equestrian Federation 5516 Spring Garden Road, 4th Floor, Halifax, NS, B3J 1G6

Phone: (902) 425-5450 Fax: (902) 425-5606 www.horsenovascotia.ca

Executive Director: Heather Myrer, ext. 333 Email: nsef@sportnovascotia.ca

Program Coordinator: Sheila Currie, ext. 337 Email: nsefprograms@sportnovascotia.ca

Membership & Communications Coordinator: Meredith Murray, ext. 342 Email: nsefservices@sportnovascotia.ca

Scotia Series Remittance Form

Competition Name: _____ Event Date: _____

Number of Horses/Ponies in the competition _____

Number of entries (horse/athlete combinations) in the competition: _____

Level of Officials (Provincial, Breed or Discipline): _____

Have the competition results been submitted?

*Please note when submitting results, please include all class entries, regardless of placing/elimination as all results affect eligibility for year-end awards.

If you are not using the results templates, please ensure all information outline in the administrative rules are included to ensure correct eligibility for competitor's year-end results.

Online Results Attached Submitted by Email (nsefservices@sportnovascotia.ca)

NSEF Memberships Collected at the competition:

Number of memberships _____ Forms & payment attached Yes No

Competition Fee Payment Details: Number of Horse/Athlete Combinations _____ X \$3.00 = _____

Were there any incidents or accidents during the competition? Yes No

If yes please describe

General Comments/Feedback on the Scotia Series:

Rule Change Suggestions for the Scotia Series:

Please return this form along with payment and results (if not sent electronically) to the NSEF office within 10 days of the completion of your competition.

COMPETITION THAT INCLUDE DRESSAGE CLASSES - Please note: Use of Equestrian Canada Dressage Tests (Training through Fourth Level) are subject to a dressage royalty fee - \$1.00/test to a maximum of \$20/competition. Competition organizers must submit this fee to Equestrian Canada within 10 days of competition completion. Late fees will be subject to interest charged at 5%.

SCOTIA SERIES HELMET WAIVER FOR ADULT ATHLETES

I am aware that approximately 60% of horse related human deaths are caused by head injuries, and that 70 to 80% of these possibilities could be prevented by proper, approved headgear and it is strongly recommended helmets be worn in all classes. I am also aware that the judge has been instructed not to penalize any athlete who decides to compete in approved protective headgear at this competition, no matter what the age or discipline of the athlete.

I am aware that I must wear ASTM/SEI, or BSI/BS EN, approved protective headgear in all classes except the classes in the *Western Performance Division*.

I have read the above information and I hereby accept the risk associated by my choice to not wear a helmet including but not limited to injury or death. I agree to accept this risk and hold harmless, the NSEF, this competition, their officials, organizers, agents, employees and their representatives, from and against all claims including any injury or loss suffered during or in connection with the competition; anywhere on the grounds and surrounding area (i.e. practice ring, stable area).

Competitor's Name (Please Print)

Competitor's Signature if 19 years of age or older

Date: _____

SCOTIA SERIES RESULTS TEMPLATE

Results for all Scotia Series classes must be submitted using one of the following:

- *NSEF Results Template (Preferred)*: NSEF will supply these templates to the Competition Secretary as indicated on the application form. **The results must include the placings from first through six place and the names of all entries in the class (placing or eliminated)**. Accuracy in reporting results ensures Provincial Points and Eligibility for Year-end Awards are calculated correctly. This template can then be submitted to NSEF by email/online (preferred) or by fax/mail. If you wish to submit online, please contact Sheila for online submission information. Please see below for the sample results template
- *Competition Results Template*: **results must include the names of all entries in the class, placings from first through sixth, and the total number of entries in the class (placed, competed or eliminated)**. Individuals who scratched before the class are not submitted with the results.

NOTES REGARDING THE NSEF RESULTS TEMPLATE:

- The online/electronic results template is one document.
- Competitions only need to submit results (not points).
- Results can be done by computer or by hand. (If you complete by computer you can copy competitors/horses names to other divisions or you can save the file and update placings/new competitors for future use.
- **Competitions may submit the NSEF supplied Results Template online, by email or mail. Competitions submitting online are asked to contact the NSEF Office for direction.**

RESULTS TEMPLATE SAMPLE

PLEASE NOTE: All entries in the class must be included (placed, competed, or eliminated)

Division*	Class*	Class Note**	Competitor's Name or NSEF #	Horse Name	Placing	Coach if available
Western Performance	Western Pleasure Junior	Class #9 Western Pleasure Junior	Jane Smith	Griffindor	1	Hagrid
Western Performance	Western Pleasure Junior	Class #9 Western Pleasure Junior	Rosie Smith	Hufflepuff	3	Hagrid
Western Performance	Western Pleasure Junior	Class #9 Western Pleasure Junior	Marie Smith	Slytherin	2	Hagrid
Western Performance	Western Pleasure Junior	Class #9 Western Pleasure Junior	Fred Smith	Raven Claw	4	Hagrid
Western Performance	Western Pleasure Senior	Class #10 Western Pleasure Senior	Ian Miller	In Style	3	Hagrid
Western Performance	Western Pleasure Senior	Class #10 Western Pleasure Senior	MacCone	Ole	2	Hagrid
Western Performance	Western Pleasure Senior	Class #10 Western Pleasure Senior	Jill Henselwood	Special Ed	1	Hagrid
Hunter	2' Hunter Open	Class #21 2'Hunter OF #1	Jane Smith	Griffindor	1	Hagrid
Hunter	2' Hunter Open	Class #21 2'Hunter OF #1	Rosie Smith	Hufflepuff	E	Hagrid
Hunter	2' Hunter Open	Class #21 2'Hunter OF #1	Marie Smith	Slytherin	5	Hagrid
Hunter	2' Hunter Open	Class #21 2'Hunter OF #1	Fred Smith	Raven Claw	6	Hagrid
Hunter	2' Hunter Open	Class #21 2'Hunter OF #1	George Smith	Hagrid	3	Hagrid
Hunter	2' Hunter Open	Class #21 2'Hunter OF #1	Jo Smith	Dumbledore	2	Hagrid
Hunter	2' Hunter Open	Class #21 2'Hunter OF #1	Kate Smith	Professor	4	Hagrid
Hunter	2' Hunter Open	Class #21 2'Hunter OF #1	Lily Smith	Snape	E	Hagrid

*The Division and Class are the Scotia Series names

**The Class Note is your competition's class names

***All competitors are entered in the results whether they placed, competed or were eliminated (see Lily Smith and Rosie Smith in the Hunter class)

**JUNIOR SPORTSMANSHIP AWARD
COMPETITION NOMINATION FORM**

The 2020 Scotia Series Competition: _____
[Please print name of competition]

Is pleased to nominate this youth, who competed at this competition in 2020,

*For the Scotia Series **Junior Sportsmanship award.***

Sportsmanship involves the exemplary conduct of the youth while competing in the competition ring and interacting with other competitors and officials (Including judges, ring stewards and competition committees), working in the stabling areas (in the care and use of horses), and associating with the general public.

Our Junior Nominee is:
[Please print legibly]

NAME: _____

ADDRESS: _____ TEL. # _____
[STREET ADDRESS OR BOX#]

_____ POSTAL CODE: _____
[CITY OR TOWN]

[must be 19 or under as of January 1, 2020].

Example(s) of the Nominee's actions/conduct which lead you to nominate this individual:

This nomination is submitted by: _____ tel. # _____

Address: _____ City/town: _____ p.code _____

NOTE:

- ◆ Complete this nomination form and submit it with your competition results to the NSEF.
- ◆ Each competition will determine its own method of selecting its youth nominee.
- ◆ Competition Organizers may only submit one nomination per Scotia Series competition.
- ◆ Officials or fellow competitors may submit nominations separately from Competition Organizers
- ◆ The nominee may be any youth entered in the horse competition who is under 19 years of age as of Jan 1st.
- ◆ Nominees may not be nominated by immediate family members.
- ◆ All qualifying nominations will be entered into a drum and one selected for the award.
- ◆ Names of all nominees may be printed in the Hoofprints newsletter and/or on the NSEF Website.

SAMPLE FORM

ACKNOWLEDGMENT of RISK and RELEASE of LIABILITY – “For **Participants 19 years old or Older**”
Please Print Clearly

Participant’s Name: _____ Date of Birth: _____

Address: _____ City: _____ Prov: _____ Postal: _____

Every Person must Read and Understand this form before Participating in Equine Activities

TO: _____ their directors, employees, officers,
(Name of Person, Organization or Company providing the Equine Activities)
volunteers, business operators, and site property owners. (All of them collectively called the HOST)

Initial each item below After Reading and Understanding the item

- ____ **1. I Understand** there are Inherent **DANGERS, HAZARDS and RISKS**, (collectively called **RISKS**) associated with Equine Activities and injuries resulting from these “**RISKS**” are a common occurrence.
- ____ **2. I Acknowledge** that the Inherent “**RISKS**” of Equine Activities mean those **DANGEROUS** conditions which are an integral part of Equine Activities, **including but not limited to:**
 - The propensity of any equine to behave in ways that might result in injury, harm or death to persons on or around them and to potentially collide with, bite or kick other animals, people, or objects.
 - The unpredictability of an equine’s reaction to such things as sounds, sudden movement, tremors, vibrations, unfamiliar objects, persons or other animals and hazards such as subsurface objects.
 - The potential for other participant (s) to act in a negligent manner that might contribute to injury to themselves or others, such as failing to act within their ability or to maintain control over an equine.
- ____ **3. I Freely Accept and Fully Assume All Responsibility** for the Inherent “**RISKS**” and the possibility of personal injury, death, property damage or loss resulting from my Participation in Equine Activities.
- ____ **4. I Acknowledge** that it remains my **Sole Responsibility** to act in such a manner as to be responsible for my own safety and to Participate Within My Own Limits.
- ____ **5. In addition to consideration given for my Participate in Equine Activity, I and my heirs, executors, administrators and assigns (collectively called my “Legal Representatives”) agree**
 - **To Waive All Claims that I might have against the “HOST”;** and
 - **To Release the “HOST” from Any and All Liability** for any loss, damages, injury, or expense that I or my “Legal Representatives” might suffer as a result of my Participation due to any cause whatsoever **including any NEGLIGENCE ON THE PART OF THE “HOST”;** and
 - **To HOLD HARMLESS AND INDEMNIFY THE “HOST”** from any and all liability for property damage or personal injury to any third party which might result from my Participation in Equine Activities.

Before signing this form I read it (as indicated by my initials above) and I stated that I understand it. I know that signing this form, waives certain legal rights I or my “Legal Representatives” might have against the “HOST”.

SIGNED This _____ day of _____ 20 _____

(Print Name of HOST Witness to signing & Initialing)

(Signature of Participant)

(Signature of HOST Witness)

Do Not Sign until you Understand All Items Above

SAMPLE FORM

ACKNOWLEDGMENT of RISK and RELEASE of LIABILITY – “ For Participants Under the age of 19 Years”

Please Print Clearly

Child Participant’s Name: _____ Date of Birth: _____

Child’s Address: _____ City: _____ Prov: _____ Postal: _____

Guardian’s Name: _____ Date of Birth: _____

Guardian’s Address: _____ City: _____ Prov: _____ Postal: _____

The Guardian must Read and Understand prior to the Child Participating in Equine Activities

TO: _____ their directors, employees, officers, _____ (Name of Person, Organization or Company providing the Equine Activities) volunteers, business operators, and site property owners. (all of them collectively called the HOST)

Initial each item below After Reading and Understanding the item

- ____ **1. I am the Parent and/or Legal Guardian of the infant Participant** named above and am executing this form on behalf of the infant Participant in my capacity as parent and/or guardian and with **the intent that this form be binding on myself and infant Participant for all legal purposes.**
- ____ **2. I Understand** there are Inherent **DANGERS, HAZARDS and RISKS**, (collectively called **RISKS**) associated with Equine Activities and injuries resulting from these **“RISKS”** are a common occurrence.
- ____ **3. I Acknowledge** that the Inherent **“RISKS”** of Equine Activities mean those **DANGEROUS** conditions which are an integral part of Equine Activities, **including but not limited to:**
 - The propensity of any equine to behave in ways that might result in injury, harm or death to persons on or around them and to potentially collide with, bite or kick other animals, people, or objects.
 - The unpredictability of an equine’s reaction to such things as sounds, sudden movement, tremors, vibrations, unfamiliar objects, persons or other animals and hazards such as subsurface objects.
 - The potential for other participant (s) to act in a negligent manner that might contribute to injury to themselves or others, such as failing to act within their ability or to maintain control over an equine.
- ____ **4. I Freely Accept and Fully Assume All Responsibility** for the Inherent **“RISKS”** and the possibility of personal injury, death, property damage or loss which might result from the infant being a Participant.
- ____ **5. I Acknowledge** that it remains my **Sole Responsibility** for the safety of the infant Participant and for the infant to Participate within his/her own limits.
- ____ **6. In addition to consideration given for the infant to Participate in Equine Activity, I and my heirs, executors, administrators and assigns (collectively called my “Legal Representatives”) agree**
 - **To Waive All Claims that I or the infant Participant might have against the “HOST”;** and
 - **To Release the “HOST” from Any and All Liability** for any loss, damages, injury, or expense that I, the infant Participant or our “Legal Representatives” might suffer as a result of the infant’s Participation due to any cause **including any NEGLIGENCE ON THE PART OF THE “HOST”;** and
 - **To HOLD HARMLESS AND INDEMNIFY THE “HOST”** from any and all liability for property damage or personal injury to the infant Participant or to any third party which might result from the infant’s Participation.

Before signing this form I read it (as indicated by my initials above) and I stated that I understand it. I further state I am aware that signing this form, waives certain legal rights I and/or the infant Participant and/or our “Legal Representatives” might have against the “HOST”.

SIGNED This _____ day of _____ 20 _____


(Print Name of HOST Witness to signing & Initialing)

(Signature of Participant)

(Signature Host Witness)

(Signature of Parent/Guardian)

Do Not Sign until you Understand All Items Above



Emergency Procedure

1. In case of injury to any person or horse - report to the office/announcer who will then call for assigned first responder.

DO NOT MOVE AN INJURED PERSON. *Protect the person from further injury, especially if a horse is loose. (Form a human wall around person immediately until alternative arrangements are done if required). Have someone stay with the injured person. Clear and secure the area of anyone not directly involved with situation. People with horses should move their horses to a secure location. Spectators should move to a secure area. All people should use their discretion re a loose horse, securing their own safety first.*

2. **DO NOT CALL 911 UNTIL ASKED BY THE FIRST RESPONDER AT THE SCENE. AFTER THE CALL REPORT BACK TO THE FIRST RESPONDER AND ADVISE OFFICE/ANNOUNCER THAT THE CALL HAS BEEN MADE.**

REMAIN CALM

GIVE THE 911 OPERATOR THE FOLLOWING INFORMATION:

-State your name

-Give the stable address (including specific directions i.e. 1.5km from exit):

-State the reason you require an ambulance

-State that someone will meet the ambulance at the front entrance

-State to have the ambulance turn off the siren upon entering the site

-Give the 911 operator a call back number.

3. Have someone wait at the entrance to meet the ambulance.
4. Have a pathway cleared for ambulance to gain access to the injured person.
5. In case of fire call 911 or _____

EMERGENCY ACTION PLAN

"It is recommended that all NSEF sanctioned equine related activities have on site emergency medical services with a minimum of Advanced Life Support (ALS) training, and an NSEF approved emergency response plan in place prior to the activity taking place".

MAKING THE PLAN WORK

The idea of an Emergency Response Plan is to put chaos into order. However, the ultimate success of the plan depends upon the ability of individuals to quickly adapt to the disorganization and bewilderment inherent in any emergency. Hence the plan must be flexible enough to allow individuals to find creative solutions to unpredictable situations.

It is imperative that key players in the Emergency Response Plan spend time discussing its content. In the final analysis, it is the degree of mutual trust and cooperation among venue personnel that will determine the effectiveness of the actions taken in response to an emergency.

Identifying Roles & Responsibilities

Important to the Emergency Action Plan is the delegation of responsibilities. In emergency situations cooperative team work based on pre-assigned duties is essential.

1. The **Charge Person** - Ideally this should be a doctor or nurse or at the least someone with ALS Training or sport injury care training.

Responsibilities of the **Charge Person** include:

- Select the necessary medical equipment, supplies and medications. Oversee that these items are procured.
- Responsible for the inventory of the supplies and equipment, both at the commencement and conclusion of the competition.
- Organize the emergency protocol and procedures.
- Assessing and dealing with the on-site injury.
- Determining the need for further medical care.
- Dispatching a CALL PERSON to summon an ambulance and/or doctor.
- Assuming responsibility for the well-being of the injured person until medical help arrives

2. The **Call Person** - Pre-assign someone at prior to activity, to take responsibility for calling medical help if so requested by the Charge Person.

Responsibilities of the **Call Person** include:

- Knowing the location and access to public telephone at the venue
- Preparing pre-determined list of local telephone numbers in order to call emergency personnel
- Prepare a pre-arranged list of written instructions for access routes to all activity venues (to be read over the telephone when placing the emergency call – see attached sheet).

3. The **Control Person** - An individual may be needed to ensure that no one gets in the way of the Charge Person or Emergency Personnel when performing their duties. Assign someone from the team organization to act in the roll during emergency situations.

CALL PERSON'S ACTION LIST
EMERGENCY – DIAL 911

1. FACILITY'S LOCATION & PHONE(PLEASE LIST):

EXACT LOCATION _____

YOUR CELL PHONE # _____

PHONE # ON SITE _____

2. TYPE OF EMERGENCY: _____

3. KEY PEOPLE ON SITE (or off site as indicated Tel & Title) eg. Doctor, Nurse:

4. AMBULANCE PHONE NUMBER: _____

5. ADDRESS OF FACILITY AND LOCATION OF ACCESS DOORS & GATES:

6. OTHER LOCAL EMERGENCY NUMBERS:

FIRE: _____

POLICE: _____

MEDICAL CARE: _____

HOSPITAL EMERGENCY DEPARTMENT: _____

7. EQUINE CARE:

VETERINARIAN NAME ON SITE: _____

PAGER #: _____

VETERINARIAN NAME OFF SITE: _____

PAGER #: _____

TELEPHONE #: _____

FAX #: _____

HORSE AMBULANCE: _____

CONTACT NAME: _____

PAGER #: _____

TELEPHONE #: _____

CLUB NAME: _____

PRESIDENT NAME: _____

ADDRESS: _____

POSTAL CODE: _____ TEL(H) _____ TEL(B) _____

EVENT CHAIRPERSON:

NAME: _____

ADDRESS: _____

POSTAL CODE: _____ TEL (H) _____ TEL(B) _____

IS LEGAL ACTION: POSSIBLE? _____ UNLIKELY? _____ CERTAIN? _____

1. Date _____ Time of occurrence _____ am/pm

2. Event/occasion _____

3. Location (exact description, address) _____

4. Incident occurred: indoors _____ outdoors _____

5. Weather conditions (outdoors) _____

6. Indoor events:

Lighting conditions _____

temperature _____

other notable conditions _____

7. Number of persons present at event: club members _____ others _____

8. Number of persons witness to incident _____

9. Number of persons involved in incident _____ minors _____

10. Description of incident in detail: (attach additional sheets if necessary)

Explain exactly WHAT happened, precise location of WHERE it occurred, WHO was involved, WHEN it occurred, any precipitating circumstances which might have led to the occurrence, and all actions which resulted from the incident in attempting to deal with the incident (ie: what was done to help or correct the situation).

11. Was the use of alcohol or drugs noticed in any way? _____

If yes describe HOW/BY WHOM _____

12. If any injury resulted, state the nature of medical aid/treatment provided (if any) and by whom: _____

13. List the names of persons directly involved with this incident: attach all names with details listed below to this report - type or print neatly

Name: _____ Age _____ Sex _____

Address _____ PCode _____

Tel(H) _____ Tel(B) _____

14. List the names of any witnesses to the incident and attach to this report with full details as requested in # 13 above. Have witnesses sign the report on last page (if possible).

15. If a person (s) was (were) injured, please state names: (printlegibly)

16. If an ambulance was called, state the name of company and ambulance attendant.

17. If person(s) transported to hospital, name hospital injured person(s) attending:

If not transported by ambulance, by whom/how were they transported?

18. If person(s) injured, give brief description of the injury

19. Give a description of any equipment or materials which may have caused or been involved in an accident, and note any deficiencies in equipment

20. If possible, provide photographs of area where accident occurred.

21. Itemize any additional particulars not already covered which may be of interest or pertinent to the incident

22. Witnesses: [refer to #14 previously, please print legibly]

I HEREBY VERIFY THAT I WAS PRESENT AND A WITNESS TO THE INCIDENT AS REPORTED HAVING OCCURRED AT THIS EVENT. NAME OF EVENT:

NAME	ADDRESS	P CODE	TELEPHONE
signature:			
signature			
signature			
signature			
signature			

THIS REPORT IS COMPLETED AND SUBMITTED BY:

NAME _____

ADDRESS _____

P CODE _____ TEL(H) _____ TEL(B) _____

POSITION WITH CLUB/EVENT _____

SIGNATURE _____ DATE: _____

**IT IS RECOMMENDED THAT YOU SEND COPY OF THIS REPORT TO NSEF OFFICE.
RETAIN A COPY OF THIS REPORT IN YOUR FILES FOR A PERIOD OF TWO YEARS FOLLOWING THE INCIDENT**

DATE: _____, 20__.

DEAR : _____

ON BEHALF OF THE _____ COMPETITION, WE INVITE YOU TO SERVE AS OUR JUDGE IN THE FOLLOWING DIVISIONS AND DATES:

THE CLASSES, UNLESS OTHERWISE NOTED, WILL BE RUN UNDER SCOTIA SERIES RULES. PLEASE SEE THE SCOTIA SERIES HANDBOOKS ON THE NSEF WEBSITE (WWW.HORSENOVASCOTIA.CA) for INFORMATION ON THE RULES AND THE CLASS DESCRIPTIONS. AS PER THIS CONTRACT WE ARE HIRING YOU TO JUDGE THE COMPETITION UNDER THESE RULES.

WE AGREE TO COMPENSATE YOU AT THE RATE OF: \$ _____ PER DAY FOR YOUR SERVICES. YOUR ACCOMODATIONS AND MEALS WILL BE PROVIDED AS FOLLOWS:

ACCOMMODATIONS: _____ MEALS: _____

OTHER EXPENSES OR NEEDS: _____

TRAVEL: TO BE PROVIDED VIA AIRLINE AT ECONOMY/SEAT SALE RATES, OR IF DRIVING, REIMBURSEMENT FOR MILEAGE AT THE RATE OF \$ _____/KM.

YOU ARE RESPONSIBLE FOR CLAIMING YOUR INCOME ON YOUR INCOME TAXES.

SIGNATURES AFFIXED TO THIS DOCUMENT INDICATE AGREEMENT TO THESE TERMS BY BOTH PARTIES.

WE HOPE YOU WILL BE ABLE TO ACCEPT THE INVITATION TO JUDGE AND LOOK FORWARD TO RECEIVING THE LETTER OF CONFIRMATION OF ACCEPTANCE AT AN EARLY DATE.

Signature Competition Committee: (position)

Signature of Judge

Address: _____

Address: _____

Tel. #: _____

Tel. #: _____

email:

email:

Sample Prize List

Competition Name
Competition Location
Competition Date

Officials Name(s)

Competition Committee

Competition Contact Name, Phone, Email
Please mail completed entries to: Address
Any details of what must be included in entries.

- Details on Entries
- Helmet Policy if more strict than Scotia Series (i.e. Helmet required for all competitors at all times while mounted/driving on the competition grounds),
- Entry Requirements (i.e. NSEF Membership),
- Competition Office information (i.e. dates/times open, where located if large facility)
- Fee information (NSF Cheque Fees, Admin Fee, etc.)/Refunds (date, if anything is required),
- Deadlines (for entries for late fees, for post entries, for refunds),
- Restrictions (class size limited, classes will be combined or cancelled if less than “x” entries, etc.),
- Stall info (policies for stalls if any, bedding – bring own, pay, etc.)
- Officials Names
- General information (i.e. ribbons to “x” place, warm up information)

This section outlines all basic information and act as a contract for the competitor outlining the requirements or any deadlines so that there are no problems for the competition secretary/committee. Your competition may not have all of these items in their prize list as they may not apply.

Class List (with descriptions – if all classes are the same price or all from the Scotia Series rule book you can put a single note or information in the details above)

Western Pleasure Youth – Class Number if Applicable, Class Fee, prizes money or prizes if applicable, specific entry restrictions if any, Description and Rules as per the Scotia Series.

Class

Class

Class

Local Class – The ABC Club Memorial Class – This class will be a modified class which will follow the Scotia Series Specs with the following modifications (i.e. height, attire – i.e. Neon Yellow attire and tack is acceptable, etc.). This is not a Scotia Series Class.

Local Class – The ABC County Jack Benny Pleasure Driving Class – This class is restricted to entries over the age of 60. This class is not a Scotia Series class and will be run under the “following” specs (or based on “x” set of rules).

Etc.

Tentative Class Schedule (or a note that the Class schedule will start at “x” time and follow the order of the Class List.

Entry Form

THROUGH YOUR NSEF AND OUR INSURANCE PARTNER CAPRI CMW

The insurance coverage included and / or available as an option with your Nova Scotia Equestrian Federation (NSEF) Membership is provided to you by Capri CMW.

INSURANCE COVERAGES PROVIDED WITH THE NSEF MEMBERSHIP*

- **\$5,000,000 Personal Liability Insurance (\$1000 Property Damage Deductible)** - Protects you, the member, if you are sued by a third party because a horse that you own or lease, ride or handle non-commercially, causes property damage or bodily injury to a third party.
- **Transportation of Non-Owned Horses** - This liability coverage addresses the exposure that could arise in the event of death of a non-owned horse that you are transporting (trailing). This coverage applies in a non-commercial situation only, and is subject to a limit of \$10,000 per horse and \$50,000 per accident. Please note – this is not commercial horse transport insurance and is not life insurance for the horse being transported – this is liability insurance to protect you if you are sued by a third party.
**Liability coverage is for non-commercial equine related activities. Some limitations and exclusions apply. Coverage is in force 24 hours a day, seven days a week, and covers the member (Canadian resident) anywhere in the world. (Exclusions apply for members who are non-Canadian residents).
- **\$30,000 Accidental Death & Dismemberment coverage**- Covering you, the member, should you suffer a catastrophic injury, dismemberment or death arising from equine related activities. (Under the age of 90 and only available to Canadian Residents)

NSEF Optional Insurance Program innovative products*

- **\$50,000** - Enhanced Accident, Death and Dismemberment for injuries sustained by you, the member related to horses, including coverage when you are en route to and from an equine activity in a vehicle. This policy will pay regardless of any other insurance that may be in force at the time of the incident. *Enhanced AD&D is restricted to members who have not reached the age of 75 years.*
- **\$10,000** – Horse Mortality (Named Perils). Horse(s) you own are covered for death arising from Fire, lightning, transportation, earthquake or floor, attack by dogs or wild animals. Limit of \$10,000 any one loss and any one term. Includes compensation for government ordered destruction of horse.
- **\$2,500** – Emergency Life Saving Surgery - This policy covers Emergency Life Saving Surgery *necessitated* by accident or sickness, including colic surgery and fracture surgery, to a maximum limit of \$2,500.00 for expenses incurred (\$250 deductible). PLEASE NOTE: This is NOT a life insurance policy; NO DEATH BENEFIT is payable under this policy. This policy is restricted to one claim per year and must be purchased by the member who is the owner of horse(s). Members Named Perils 2020 must be purchased in order to purchase this product.
- **\$10,000** – Tack and Equipment - Insurers tack and equipment from loss or damage anywhere in Continental US/Canada. Tack and horse equipment you own, excluding athlete clothing and protective equipment is insured against loss or damage from “all risks”. Limit of coverage is \$10,000 for any one loss, total limit per term. Losses subject to deductible of \$500.00
- **\$10,000,000** – Travel/Medical Coverage – This insurance provides up to \$10,000,000 out of province and country coverage for Medical treatments and/or Hospitalization. A quote for your coverage policy may be obtained and purchased online. The policy does not have an age restriction and can accommodate trips of any duration and frequency. You can now purchase a single trip policy or an annual policy to cover multiple trips at your discretion.

ASKED QUESTIONS AND ANSWERS:

Q. How does this personal liability insurance apply to my situation?

A. The liability insurance provided by the NSEF is designed to protect you against third party liability lawsuits related to an action of the horse you own/lease/borrow. The coverage includes claims at home, at horse competitions, at the boarding facility ~ in fact anywhere in the world!

Q I own a horse that I let a friend ride. I don't ask for money and am not paid for this, it is simply a favour. Does this create any problems with the coverage?

A Provided your friend is a member of an equine association (i.e. NSEF) or is an equine professional, your coverage is valid. If you allow people who are not members or not an equine professional to ride your horse then coverage is void.

Q. I am a Certified Coach/Instructor ~ what are you offering me?

A. The program available to Coaches/Instructors is Commercial General Liability insurance. The program is specifically designed to recognize independent coaches who own or operate their own facility and/or travel from facility to facility teaching clients. This insurance travels with you wherever you go (worldwide) and provides protection for bodily injury and/or property damage claims brought against you for your activities as a coach.

Q. What other products are available through the NSEF Insurance Provider?

A. (1) Commercial Liability Insurance for horse competitions, coaches, boarding facilities, clubs, etc. ~ rates assessed on an individual basis. (2) Horse Mortality Insurance that can be extended to include medical and surgical expense, tack insurance, trailer insurance and death claim expense reimbursement. (3) Accident Insurance for Equestrians ~ protecting you and your family against the devastating effects of an unexpected accident. (4) Out-of-Province medical coverage to provide you with either single-trip or year-round worry-free travel

Further questions regarding your NSEF member insurance program can be directed to our official insurance provider, **Capri CMW, Equine Department** toll free: 1-888-394-3330 <https://capricmw.ca/>

*The Descriptions of coverage have been prepared for information purposes only. The insuring agreements, general terms, conditions and exclusions of the actual policy will govern specific application of the various coverages referred to herein. In all cases the actual policy documents will supersede these descriptions. Please be advised a nominal administrative fee is collected by the NSEF for all optional insurance purchased.

The NSEF is not licensed to sell or provide counsel on the insurance coverage. Please contact Capri CMW directly for any questions regarding coverage, limitations or exclusions at 1-888-394-3330 (Equine Department). Please view the Summary of Insurance at the following link on our website: <http://www.horsenovascotia.ca/Memberships-Insurance>

CapriCMW



CUSTOM INSURANCE SOLUTIONS

Contact us today for competitive rates on:

- *Horse Mortality*
- *Commercial Liability*
- *Equine First Aid Instructors*
- *Coach Liability*
- *Club Liability*
- *Directors & Officers Liability*



Capri CMW is proud to be the official insurance provider to the Nova Scotia Equestrian Federation and all of its members.